

Website: [www.candy.ae](http://www.candy.ae)



CANDY ME FZE – Middle East & Africa Regional Office  
P.O. Box: 54954, Office No. 713, 4WA – Dubai Airport Free Zone, U.A.E.  
Tel: +971 4 2993808, Fax: +971 4 2993809



## BUILT-IN APPLIANCES

COLLECTION 2024

**BUILT-IN APPLIANCES**



[www.candy.ae](http://www.candy.ae)

COLLECTION **2024**





Scan the  
QR Code  
and watch  
the video

## Smart and simple ideas for your daily life

The 2024 Candy Built-In Catalogue is here!


Sneak a peak to discover our wide range of **smart**, **accessible** and **Italian-inspired** solutions, designed to **make** your daily life **easier than ever**.

Whether you're looking to freshen up your **cooking style**, improve your **cooling issues** or enhance your washing experience, we have lots of ideas that fit your needs. Go ahead to meet them all!



## Smart

Make your life easy as a pie with Candy smart approach! Since smartness is our DNA, we offer plenty of **connected solutions** across different **product categories**, that help you to save time, energy and money.



## Accessible

**Accessible** solutions:  
what does it mean?

It means an accessible positioning with a value for money proposition: we offer **something more at a lower price**, compared to competitors. But it also means that we design **easy-to-use products**, with super intuitive technologies.



## Italian

We are very proud of where we came from.

This is why you can feel the **Italian touch** in the design of the products, in the attention to detail and in the **brand attitude** towards home living, food and lifestyle.

# New EU Energy labels

As a result of the increase in the development of energy-efficient products and because of the unclear difference between A++ and A+++ for consumers, the **European Commission** has decided to gradually change the energy labels categories reintroducing the simpler **A to G scale**.


From 1st March 2021, a **new EU Energy Label** has been introduced for washing machines, dishwashers and cooling appliances.

## Key changes



### Rescaled energy efficiency

The usual “Plus” classes, such as A +++, A ++ and A +, are replaced by a new energy consumption scale **from A to G**



### QR code

There is also a **QR code** that links to the **EU product database EPREL**. There you can find official (non-commercial) information on the energy label and you have the chance to download datasheets for all appliances that require the new Energy Label.



### Noise Rating

You can also find the **noise-rating**. For example, in the case of washing machines or dishwashers, it is displayed the noise emissions during the spin cycle expressed in dB(A).



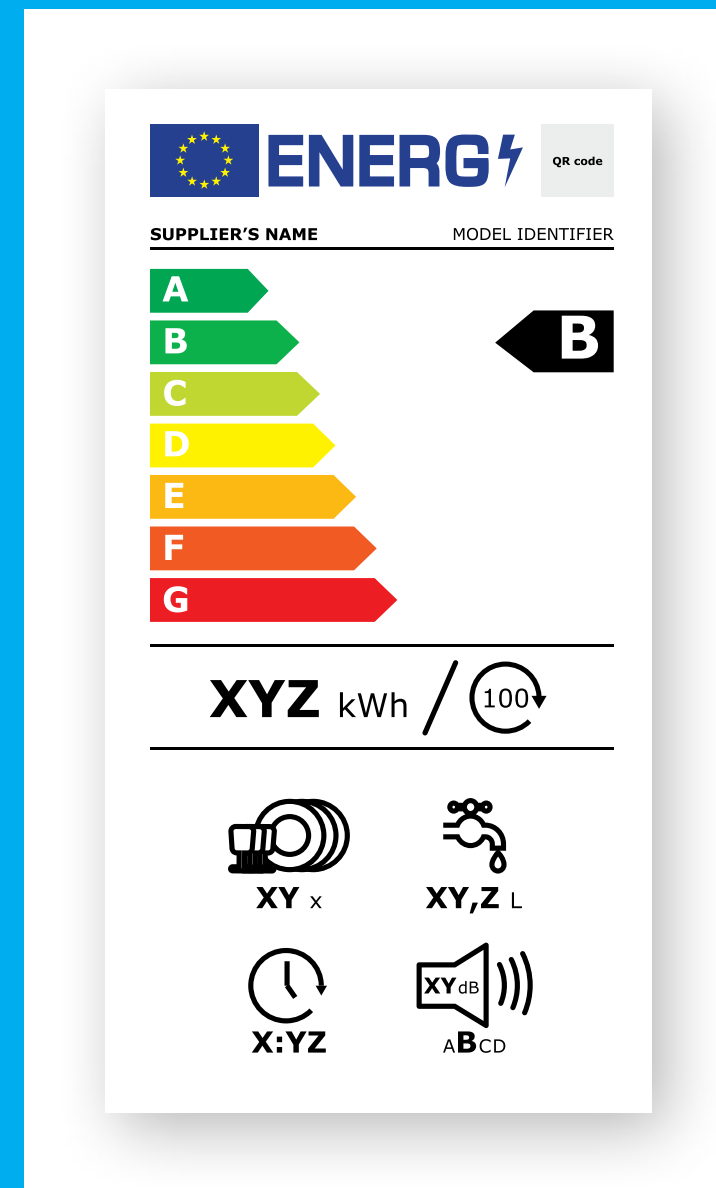
### Storage volumes

The new labels of freezers and refrigerators shows **the total volume** of their compartments.



### Duration of Eco Programme

In the case of washing machines or dishwashers, it is displayed the duration of the Eco Programme.







## index

### CONNECTIVITY

SMART FEATURES	08
THE CANDY APPS	11

### COOKING

COLLECTIONS	12
OVENS	20
MICROWAVES	40
HOBS	50
HOODS	68

### COOLING

FRIDGES & FREEZERS	86
--------------------	----

### WASHING

WASHING MACHINES	100
DISHWASHERS	106

### TECHNICAL DATA


OVENS	120
MICROWAVES	126
HOBS	128
HOODS	133
FRIDGES	138
WASHING MACHINES	141
DISHWASHERS	142

# Make your life smarter with the Candy smart appliances

The Candy DNA has always been about **simplifying your daily life**. That's why we've designed a world of **smart solutions**, easily manageable from your **smartphone** thanks to the **Candy App**.

Just download it, pair your products and enjoy a complete set of **additional functions** that allow you to manage your dinner from the sofa, **find the best wine to pair**, know the **best way to wash your clothes** and much more.

Discover the **smart features** that can change up your routine.



## Multi-control\*

Try the Candy multi-control to enable a dynamic and **innovative interaction** that always fits your needs. Manage and check on your connected appliances anytime, **wherever you are**, and use the **Smart Speakers** to interact with them in the easiest way. Busy with a new recipe? Talk with your appliance for hands-free control! Stuck in the traffic and having guests for dinner? Pre-heat your **oven** via **Candy App**! Last-minute tennis match and still in the office? Start your **washing machine**! Try the Candy remote control and save time for the **things you like the most**.



## Full guidance

The Candy App always supports you in clarifying your **doubts** and managing your activities at best. Discover a brand new, smart full guidance experience: a series of **step-by-step easy procedures** that will quickly bring you to the solution you need. Which is the right program to start? The **Candy App will tell you**! Where to store a particular food? The Candy App knows it! How to always keep up with expiring dates? The Candy App reminds you!





## Special contents

The **Candy smart world** is full of surprises! Use the Candy App to access a **full set of dedicated contents**, specifically created to help you use your appliances at their full potential: **special recipes**, tips & tricks, and unexpected usages that will make your **everyday life easier** and more fun!



## Easy maintenance

Periodical maintenance is so important to keep your appliances **working perfectly for longer**, but remember about it is not always easy. Now you can relax! The **Candy in-App guide** supports you in fixing minor issues always telling you how and what to do. It will also help you by sending you notifications and smart reminders about the necessary **maintenance activities** for all your smart appliances.



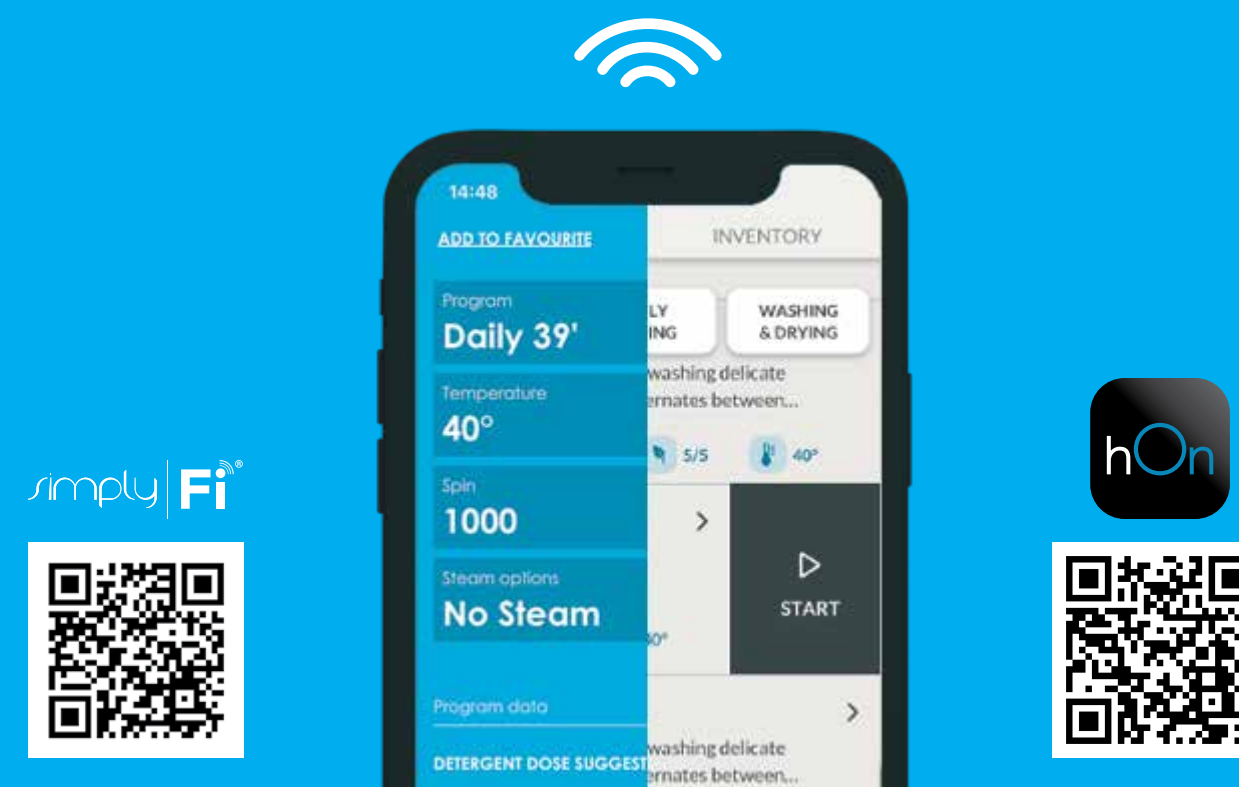
## Efficiency tracking

**Efficiency** is not optional and Candy knows it. Thanks to the Candy App you can be always updated about your **appliances consumption**, get information about your most used programs, and learn how to improve performance and **optimize consumption efficiency** through **dedicated tips**.


# What is the difference between simply-Fi and hOn?

While **simply-Fi** is the very first app developed by Candy, in 2020 was launched the **hOn** App.

The **Haier Group** new connectivity platform. Some products with the simply-Fi app are still available on the market, but this is not an issue: both apps allow you to fully enjoy the Candy **smart connectivity features**. So, which app should I download? The one that is pictured on the product, that you see on the product sticker or inside the user manual.



# COLLECTIONS





# CANDY IDEA

## Your own kitchen idea

Candy **IDEA** is the kitchen collection where **versatility** and **simplicity** come together to create **positive emotions**. Designed to fit any **style** and **personality**, it provides **easy-to-adapt solutions** that make your kitchen **uniquely yours**. The extensive range is available in **different colours**.



Scan the  
QR Code  
and watch  
the video



## We've got a smart idea

Thanks to the **hOn App**, you will be able to get a world of extra content that makes your kitchen life easier and quicker.

Access the hOn App and take a look.



# CANDY NEW TIMELESS

## Simply Timeless

Candy presents **NEW TIMELESS**, the kitchen collection with a **modern** and **smart** expression. **Ergonomic shapes** and materials like **inox** and **glass** are the ingredients for a **long-lasting kitchen**, while versatile design and connected features make your daily life **easier than ever**.



Scan the  
QR Code  
and watch  
the video



## Modern and smart


Thanks to the **hOn App**, you will be able to manage your wi-fi appliances remotely and access a complete set of dedicated content and features.





# COOKING





# OVENS





## Baking will be a piece of cake

**Easy to use** and clean, **Italian-inspired** and great at fitting your space (and of course your taste). These are just a few of the many reasons to have a **Candy Oven**.

Are you curious to discover the other ones? Keep reading and find out the wide **range of models, smart features** and **cooking** functions that will turn your baking experience into a piece of cake.



# Your smart baking experience

Choose a **Candy connected** oven and discover a whole world of **unique connectivity** features that will help you use it at its **full potential**. Dedicated **recipes**, exclusive features and **smart solutions** to manage your oven easily and make your cooking experience **smart and fun**.


## Get inspired by + 350 recipes

With the Candy App, you will have access to more than **350 dedicated recipes**, specifically created for the **Candy-connected ovens** and their cooking functions. Just choose your favorite and start cooking!



## Control it remotely from wherever you are

Manage your oven **remotely**, when you are not home. Start or stop **pre-heating** and cooking or simply **check the status** of your oven to be always updated about the time left.



## Simplify your life with the Extra content

Thanks to the **Candy app hOn** you can easily get a world of **tips&tricks** that will help you to use your oven at its full potential. Plus, you can get **statistics** and **suggestions** about maintenance and periodical **check-ups** to keep your Candy oven **perfect** for longer.

# Connected ovens



Scan the  
QR Code  
to discover  
more



Access the **App** and take a look!





# Programs and functions



## Fan assisted cooking

The upper and lower heating elements operate with the help of a **fan**, which ensures an **even heat distribution**. It is particularly suitable for **Italian Focaccia**, bread, Pizza and biscuits.



## Convection

In this case, the heat comes from both **above and below** at the same time. This traditional baking method is ideal for **roasting meat or fish**.



## Grill

This function is ideal for cooking **medium thickness** or **thin meat**. With the **ventilated** option, the fan delivers the air to the food at the desired temperature (ranging from **50°C to 200°C**) and is great to cook large quantities of **meat**.



## Cook light

This function allows you to cook more **healthily**, by reducing the amount of oil or fat.

\*\* All features are only on certain models



## Multi-level cooking

Ventilation is controlled by the rear round heater and the internal fan. With this function, the hot air is distributed among the trays and is ideal to cook different types of food at the same time (preventing cross-flavoring).



## Bottom heating

The lower heater dries the lower part of the food and boosts the **leavening**. You can also use the ventilated function to cook delicate food like sweets, **cream puffs**, cakes, **soufflés**, biscuits and pastry.



## Bottom heating + Fan

The bottom heating element is used **with the fan**. This method is ideal for juicy fruit flans, tarts, quiches and pâtès. It **prevents food from drying** and boosts the leavening.



## Pizza

The enveloping heat of this feature creates the **ideal cooking conditions** to prepare **Italian pizza**.

\*\* All features are only on certain models

# The Candy oven unique features



## Great capacity even in standard dimensions

Candy ovens feature a big capacity: from 65 lt up to 71 lt for the standard cavity, while up to 80 lt for the maxi cavity.



Scan the QR Code and watch the video

## Effortless cleaning systems



### New enamel

The internal panels come with a **new enamel**, which makes the cleaning process more effective and rapid.

### Aquactiva function

The Acquactiva is a **hydrolytic system** that allows you to easily remove **residual grease deposits** from the oven cavity, thanks to steam power. You just need to pour 300 ml of distilled water on the oven floor and turn it on for **30 minutes at 90°**. Once cooled down, you can remove any **remaining dirt** with a wet cloth.

### Catalytic panels

These **internal panels** feature a **coated porous enamel**, that absorbs grease from splashes and drips during cooking. So, you just need to **swipe** the bottom of the cavity after use.

### Pyrolitic cleaning

What if your oven is able to **clean itself**? Thanks to its **Pyrolytic system**, you can get effortless cleaning with maximum hygiene. The cavity temperature reaches **about 430°C**, turning food residues into a layer of ash. Once the pyrolytic cycle is complete, you just have to **wipe up** the ash using a damp cloth.

## Intuitive cooking experience with the Touch Control


With the **Touch Control Display**, all information you need is at your fingertips! Easily set the **cooking modes** and **temperatures** and enjoy a **simpler** and more intuitive way to cook.



## Better cooking results with the new grill

The Candy **new Grill design\*\*** is able to cover 95% of the baking tray, ensuring excellent grilling result in less time.

\*\* only on certain models






## Save energy with the Energy class A

Make your home more energy-efficient and reduce your electricity bills. How? A large number of Candy ovens are in the **A energy class**.

## Safer cooking experience with the Radial Ventilation system

The new **Cool Sense Technology** allows a cooler door and control panel and ensures higher protection of furniture from high temperatures.



### FIDC X100

IDEA



A

ENERGY  
CLASS



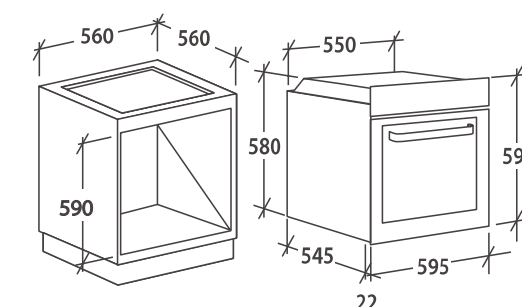
INNER GLASS  
DOOR



4 FUNCTIONS



Made in Turkey



### STATIC ELECTRIC OVEN – 60CM

- Embossed Cavity 70 Litres
- Inox, 2100W
- Energy class A
- 4 functions
- 2 Knobs
- 1 grid, 1 Tray
- Black Glass

33703428  
FIDC X100

### FIDC X200

IDEA



A

ENERGY  
CLASS



INNER GLASS  
DOOR



FAN  
COOLING



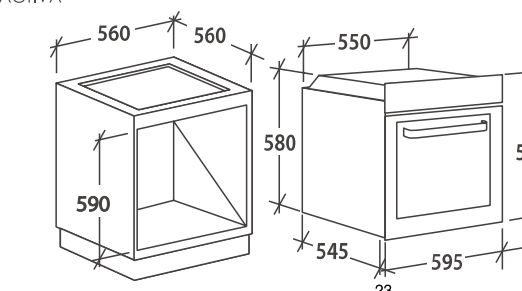
Made in Turkey



4 FUNCTIONS



AQUACTIVA



### STATIC ELECTRIC OVEN – 60CM

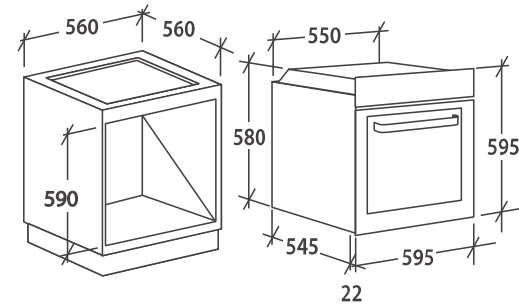
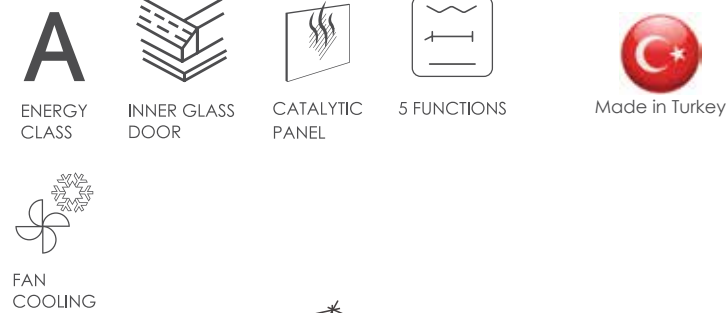
- Embossed Cavity 70 Litres
- External Fan Cooling
- Energy class A
- Black Glass
- 4 functions
- Inox, 2400W
- 2 Knobs
- 1 grid, 1 Tray
- Aquactiva Cleaning

33703488  
FIDC X200



## FIDC X265

## IDEA



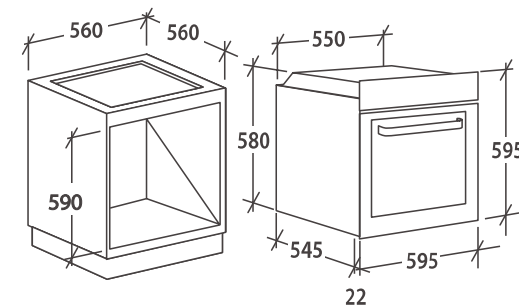
### STATIC ELECTRIC OVEN – 60CM

- Flat Cavity, 75 Litres
- Energy class A
- 5 functions
- 2 Knobs, Digital Touch Timer
- 1 grid, 1 Tray, Turnspit
- Embossed Catalytic Panels
- External Fan Cooling
- Black Glass
- Inox, 2400W

33703468  
FIDC X265

## FIDC X 605

## IDEA



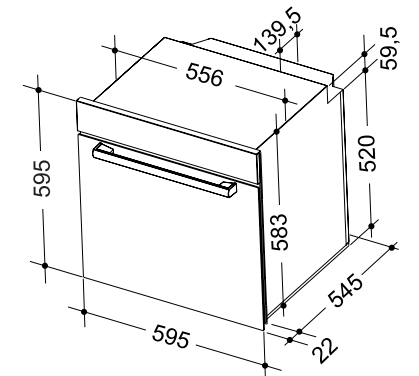
### MULTIFUNCTION ELECTRIC OVEN – 60CM

- Embossed cavity, 65 Litres
- Energy class A
- 8 functions including Pizza
- Fan assisted cooking
- 2 Knobs, Digital Touch Timer
- Fan cooling
- 2 grid, 1 Tray
- Inox, 2400W

33703726  
FIDC X 605

## FCES663X 19

## NEW TIMELESS



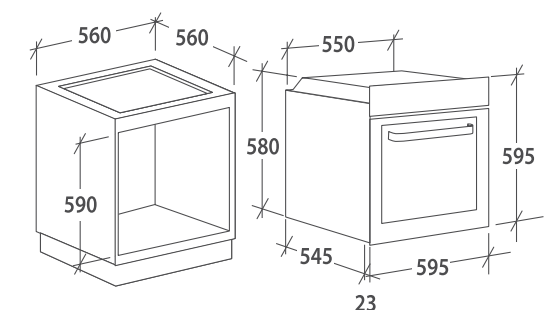
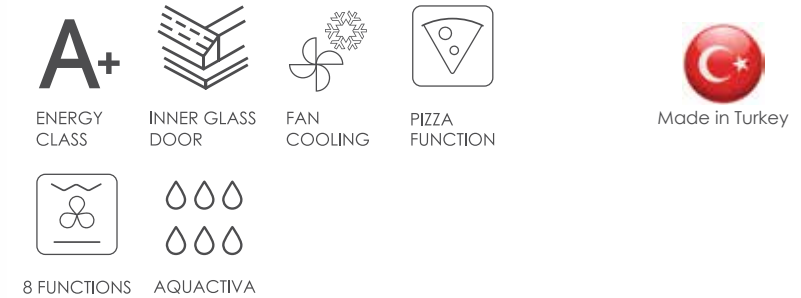
### STATIC ELECTRIC OVEN – 60CM

- Embossed Cavity 84 Litres
- Energy class A+
- 5 functions
- 3 Knobs, 120' End Cooking
- Fan cooling
- 1 Tray
- Inox, 2150W

33703745  
FCES663X 19

## FCT612X/1

## NEW TIMELESS



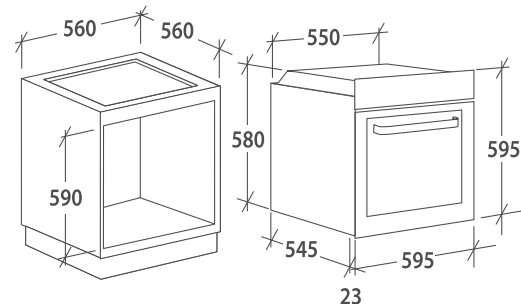
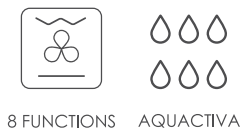

### MULTIFUNCTION ELECTRIC OVEN – 60CM

- Flat cavity, 70 Litres
- Energy class A+
- 8 functions including Pizza
- Fan assisted cooking
- 3 Knobs
- Fan cooling
- 1 grid, 1 Tray
- Side racks
- Aquactiva Cleaning
- Inox, 2100W

33703212  
FCT612X/1

## FCT625XL

## NEW TIMELESS



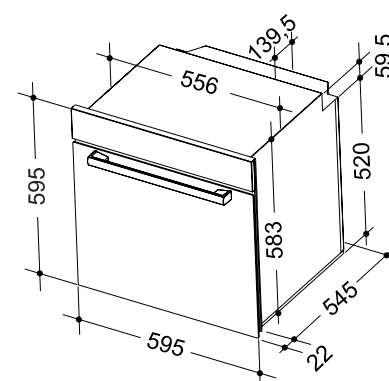
### MULTIFUNCTION ELECTRIC OVEN – 60CM

- Flat cavity, 70 Litres
- Energy class A+
- 8 functions including Pizza
- Fan assisted cooking
- 2 Knobs, Digital Touch Timer
- Fan cooling
- 1 grid, 1 Tray
- Side racks, Telescopic Rails
- Aquactiva Cleaning
- Inox, 2100W

33703411  
FCT625XL

## FCT625NXL/E

## NEW TIMELESS



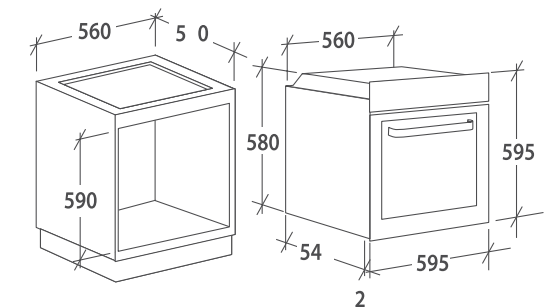
### MULTIFUNCTION ELECTRIC OVEN – 60CM

- Flat cavity, 70 Litres
- Energy class A+
- 8 functions including Pizza
- Fan assisted cooking
- 2 Push/Pull Knobs, Digital Touch Timer
- Fan cooling
- 1 grid, 2 Tray
- Side racks, Telescopic Rails
- Aquactiva Cleaning
- Black, 2100W

33703300  
FCT625NXL/E

## FCP815X E0/E

## NEW TIMELESS



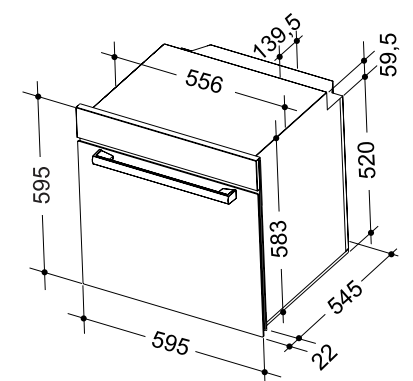
### MULTIFUNCTION ELECTRIC OVEN – 60CM

- Flat cavity, 70 Litres
- Energy class A+
- 10 functions including Pizza
- Ring + Fan assisted cooking
- 2 Knobs, Digital Touch Timer
- Fan cooling
- 2 grid, 1 Tray
- Side racks
- Aquactiva Cleaning
- Wi-Fi + Bluetooth Connectivity
- Inox, 2200W

33702277  
FCP815X E0/E

## FCM663X 19

## NEW TIMELESS



### MULTIFUNCTION ELECTRIC OVEN – 60CM

- Embossed cavity, 84 Litres Gross / 70 Litres Net
- Energy class A
- 9 functions
- Ring + Fan assisted cooking
- 3 Knobs, 120' End Cooking
- Fan cooling
- 1 Tray
- Inox, 2900W

33703743  
FCM663X 19

## FCEM663N 19

## NEW TIMELESS



**A+**  
ENERGY  
CLASS



INNER GLASS  
DOOR



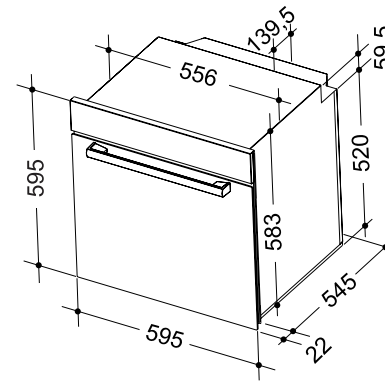
FAN  
COOLING



Made in Italy



9 FUNCTIONS



### MULTIFUNCTION ELECTRIC OVEN – 60CM

- Embossed cavity, 84 Litres Gross / 70 Litres Net
- Energy class A
- 9 functions
- Ring + Fan assisted cooking
- 3 Knobs, 120' End Cooking
- Fan cooling
- 1 Tray
- Black, 2900W

33703744  
FCEM663N 19

## FCEM662DN 19

## NEW TIMELESS



**A**  
ENERGY  
CLASS



INNER GLASS  
DOOR



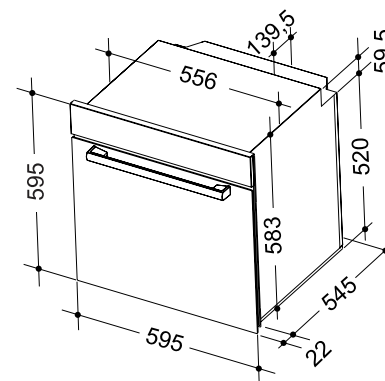
FAN  
COOLING



Made in Italy



9 FUNCTIONS



### MULTIFUNCTION ELECTRIC OVEN – 60CM

- Flat cavity, 84 Litres Gross / 70 Litres Net
- Energy class A
- 9 functions
- Ring + Fan assisted cooking
- 2 Knobs, Digital Display
- Fan cooling
- 1 Tray
- Side Racks
- Black, 2900W

33703742  
FCEM662DN 19

## FCE943LX-19

## NEW TIMELESS



**A**  
ENERGY  
CLASS



INNER GLASS  
DOOR



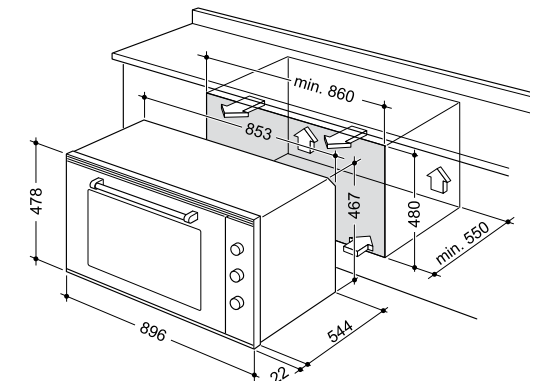
FAN  
COOLING



Made in Italy



9 FUNCTIONS



### MULTIFUNCTION ELECTRIC OVEN – 90CM

- Flat cavity, 83 Litres
- Energy class A
- 9 functions
- Ring + Fan assisted cooking
- 3 Knobs, 60 Minute Minder
- Fan cooling
- 1 Grid, 1 Tray, Turnspit
- Side Racks
- Inox, 3000W

33703701  
FCE943LX-19

## FCG663N-19

## NEW TIMELESS



INNER GLASS  
DOOR



FAN  
COOLING



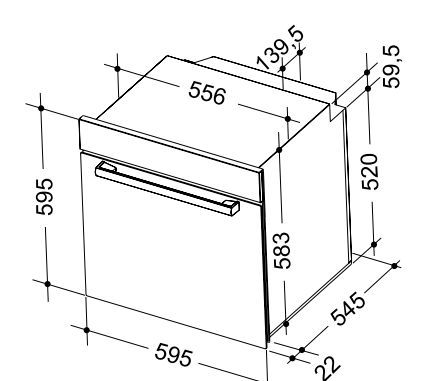
GAS OVEN



Made in Italy



4 FUNCTIONS



### GAS OVEN / GAS GRILL - 60CM

- Embossed cavity, 83 Litres Gross / 71 Litres Net
- 4 functions
- 3 Knobs, 120 Minute Minder
- Fan cooling
- 1 Grid, 1 Tray, Turnspit
- Black, 54W

33703702  
FCG663N-19



## FCG663X-19

## NEW TIMELESS



INNER GLASS DOOR



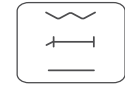
FAN COOLING



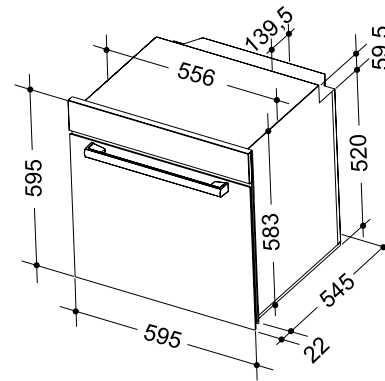
GAS OVEN



Made in Italy



4 FUNCTIONS



### GAS OVEN / GAS GRILL - 60CM

- Embossed cavity, 83 Litres Gross / 71 Litres Net
- 1 Grid, 1 Tray, Turnspit
- 4 functions
- 3 Knobs, 120 Minute Minder
- Fan cooling
- Inox, 54W

33703704  
FCG663X-19

## FCG942DLX-19

## NEW TIMELESS



INNER GLASS DOOR



FAN COOLING



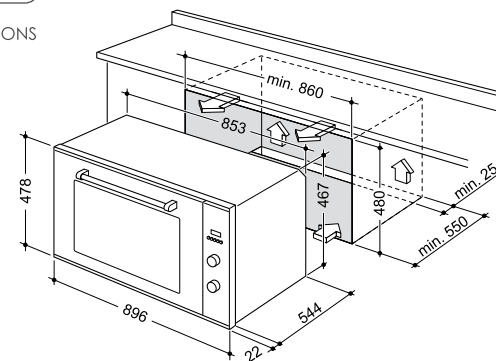
GAS OVEN



Made in Italy



4 FUNCTIONS



### GAS OVEN / GAS GRILL - 90CM

- Flat cavity, 100 Litres Gross / 74 Litres Net
- 1 Grid, 1 Tray, Turnspit
- 4 functions
- 2 Knobs, Electronic Minute Minder
- Fan cooling
- Side Racks
- Inox, 85W

33703705  
FCG942DLX-19

## FCG962DX-19

## NEW TIMELESS



INNER GLASS DOOR



FAN COOLING



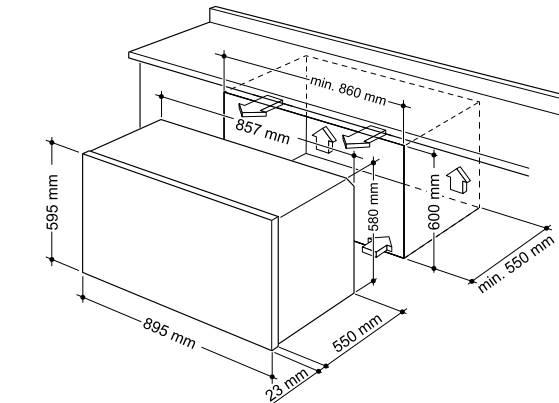
GAS OVEN



Made in Italy



5 FUNCTIONS



### GAS OVEN / GAS GRILL - 90CM

- Flat cavity, 141 Litres Gross / 118 Litres Net
- 1 Grid, 1 Tray, Turnspit
- 5 functions
- 2 Knobs, Electronic Minute Minder
- Fan cooling
- Side Racks
- Inox, 160W

33703703  
FCG962DX-19

## FCG962DN-19

## NEW TIMELESS



INNER GLASS DOOR



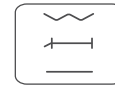
FAN COOLING



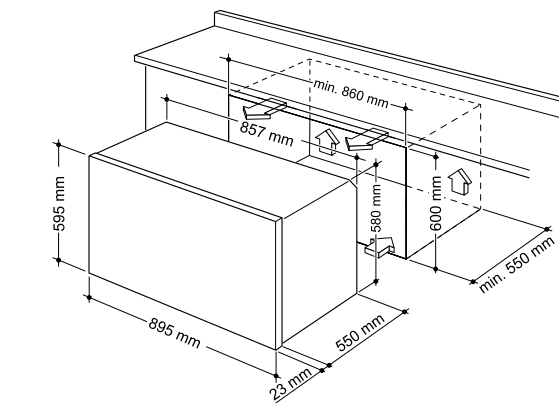
GAS OVEN



Made in Italy




5 FUNCTIONS



### GAS OVEN / GAS GRILL - 90CM

- Flat cavity, 141 Litres Gross / 118 Litres Net
- 1 Grid, 1 Tray, Turnspit
- 5 functions
- 2 Knobs, Electronic Minute Minder
- Fan cooling
- Side Racks
- Black, 160W

33703706  
FCG962DN-19



# MICROWAVES





## Make your cooking quicker and simpler

Candy features a wide range of **microwaves**, perfect for those who want to **save time** without giving up on fun and **creativity**. Designed to fit any **kitchen style** and available in a **compact version**, our microwaves are a perfect combination of **aesthetic** and **useful functionalities**. Keep reading to meet your next **chef assistant** in the kitchen!



# The Candy microwave unique features



## Automatic cooking programs for an easy cooking

Cooking has never been so simple. If you'd like to delight your guests or your family, you just have to pick up a recipe from more than 48 options: the Candy microwave will cook it for you.



## Speed defrost to save you time

Your new Candy Microwave let you choose between two options:

- **Defrosting by weight.** Select the weight of your produce (from 100g to 200g) and the appropriate defrosting is automatically set;
- **Defrosting by time.** You can choose the defrosting time from 10 up to 95 min.

Select the desired function and your microwave will thaw your food in no time.



## Child lock for the safety of your children

The Child Lock prevents the microwave from being used unintentionally by children, ensuring absolute safety in the kitchen.

# Find out the product that fits your needs

## Microwave ovens

Available in **Mechanic** or **Digital type, frame** or **frameless**, our microwave ovens are all characterized by **functionality** and **design**, to have the fastest cooking results.



## Compact microwave ovens

Not every kitchen has space for full-size appliances. This is why Candy has designed **compact microwave ovens**, that boast the same functionality as the standard version.



Child Lock



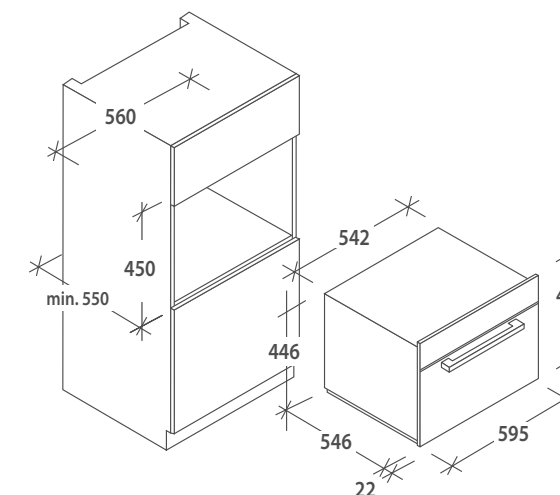
Auto Cook Programs



Defrost

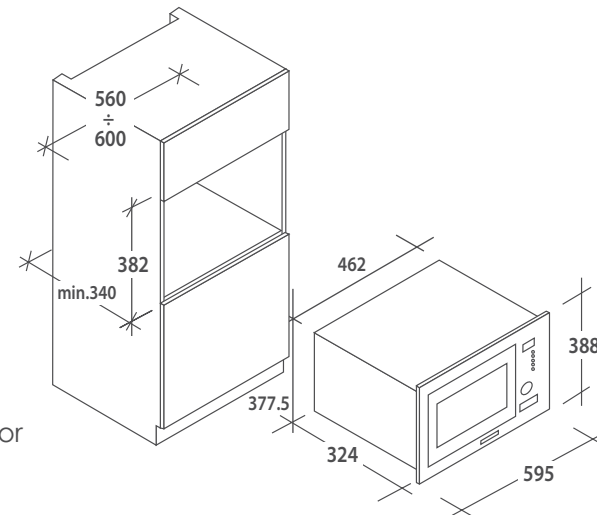
## MULTIFUNCTION WITH COMBINATION - MICROWAVE

- Volume 44 Litres
- 5 Power levels
- Electronic Touch Control commands with 2 knobs
- Digital clock and timer
- 13 Auto Menus
- Stainless steel cavity
- Pull down door
- 2 Grill racks, Enamel tray
- Grill power: 1.7 kW
- Input power 3.35 kW
- Inox



## MIC20GDFX-19

IDEA



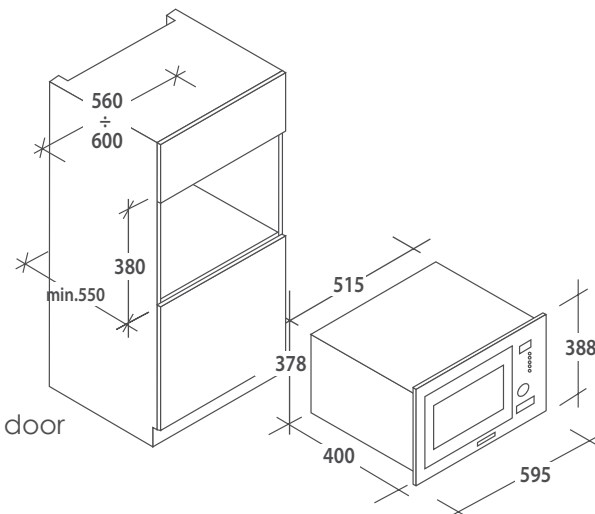
### MICROWAVE + GRILL

- Volume 20 Litres
- 8 Power levels
- Electronic Button + 1 Knob
- Digital timer
- 10 Auto Menus
- Stainless steel cavity
- Push Button open door
- 1 Metal rack
- Grill power: 1 kW
- Input power 1.25 Kw
- Inox

38900135  
MIC20GDFX-19

## MIC25GDFX-19

IDEA



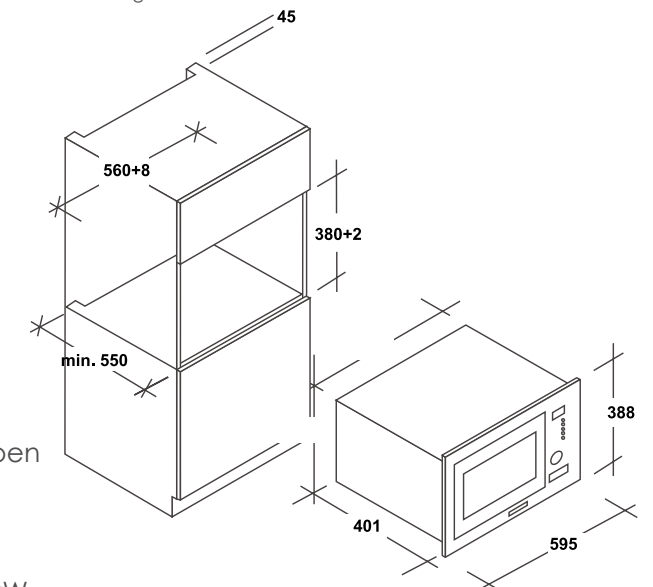
### MICROWAVE + GRILL

- Volume 25 Litres
- 8 Power levels
- Electronic Button + 1 Knob
- Digital timer
- 10 Auto Menus
- Stainless steel cavity
- Push Button open door
- 1 Metal rack
- Grill power: 1 kW
- Input power 1.45 Kw
- Inox

38900134  
MIC25GDFX-19

## MICG25GDFNGCC

IDEA



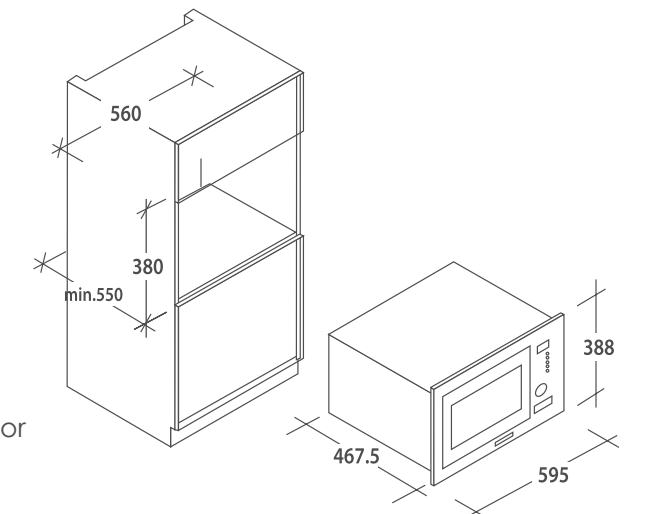
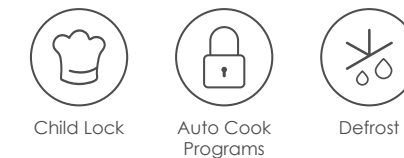
### MICROWAVE + GRILL

- Volume 25 Litres
- 5 Power levels
- Electronic Touch Control commands
- Digital timer
- 8 Auto Menus
- Stainless steel cavity
- Push Button open door
- 1 Metal rack
- Grill power: 1 kW
- Input power 1.45 Kw
- Black

38900754  
MICG25GDFNGCC

## MIC34GDFX-19

IDEA




### MICROWAVE + GRILL

- Volume 34 Litres
- 10 Power levels
- Electronic Button + 2 Knobs
- Digital timer
- 12 Auto Menus
- Stainless steel cavity
- Push Button open door
- 1 Metal rack
- Grill power: 1.1 kW
- Input power 1.55 Kw
- Inox

38900717  
MIC34GDFX-19





# HOBS





## Add your own touch to your kitchen

**Gas on metal** hobs, gas on glass, **induction** or **vitroceramic**?


Our wide range of hobs has been designed to **fit your space** and your **cooking style**.

Check out our solutions to find out the hobs that will make your time in the kitchen easier and more fun.

# The candy induction hobs unique features

## Induction hob range

**Safe**, quick and easy to clean. These are just some good reasons to buy an induction hob. Keep reading to discover how it can **revolutionize your kitchen life**.



## Power management to easily adjust the power

Thanks to the **Power Management feature**, you can set the power limit during installation from 2.5 to 7.2 kW.



Scan the QR Code and watch the video



## Programs and functions



### Booster

Set the **Booster mode** to reach the maximum power and the water will boil in just 3 minutes.




### Pause function

**Pause the cooking zone** and then pick up where you left off without having to select settings again.



### Lock

Set the **Child Lock function** that blocks any accidental activation.





# The Candy gas hobs unique features

## Gas on metal range



Candy **Gas Hobs** come with a **unique design** that is perfectly aligned with ovens. Ergonomic knobs and **modern grids** with a new finishing give a **fresh look** to the range, while minimal and **powerful burners** guarantee **ease of use** and perfect results.

## Better heat transmission with the Cast iron

Cast iron is a **highly appreciated material** because it grants a better heat transmission, an **excellent resistance** also to the highest temperatures and time endurance. A solution that makes your kitchen a **professional space**.



## More efficiency with the Double crown burner

The double crown burner can reach **power levels up to 4KW**, guaranteeing more efficiency than traditional burners. Ideal for large pans, it enables **accurate cooking** for all types of food.

## Gas on glass range



Designed for people who love **modern designs**, the gas on glass hobs add a **touch of elegance** to your kitchen, while featuring **great durability** and **performance**. The tempered glass grants a **unique resistance to scratches** and abrasions, making this product incredibly durable.

## Better heat distribution with the Twin cast iron pan support

The **Twin Cast Iron Pan Support** allows **better heat distribution** and cookaware stability. Easy to remove, they can be safely washed in the **dishwasher**.



## Flame security system

The hobs will automatically **turn off the burners** if the flame goes accidentally out.

## Auto ignition

Light up the flame in **complete safety** with a simple gesture. Just **press and turn the knob** to start cooking your favourite dishes.

# The Candy vitroc ceramic hobs unique features

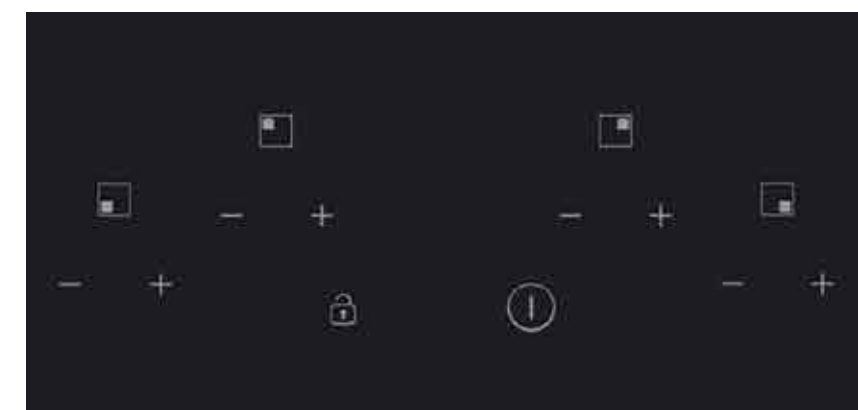


## Easy cooking with the Independent control

Thanks to the **Independent Touch Control** you can manage all the settings at the same time, by controlling each power level separately.

## User-frendly experience with the Intuitive display

Control all the **cooking zones** by touching the + and – buttons.



## Save energy with the Power Management

Thanks to the **Power Management feature**, you can set the power limit during installation from 2.5 to 6.6 kW.

## Vitroc ceramic range

The Vitroc ceramic range stands out for its **linear design**, the **flexible zones** and the coloured **user-friendly interfaces** designed to make your **cooking experience** easier than ever. Featuring the **Power management technology**, they let you set the power limit avoiding overloading.

## Programs and functions



### Pause function

**Pause the cooking zone** and then pick up where you left off without having to select settings again.



### Lock

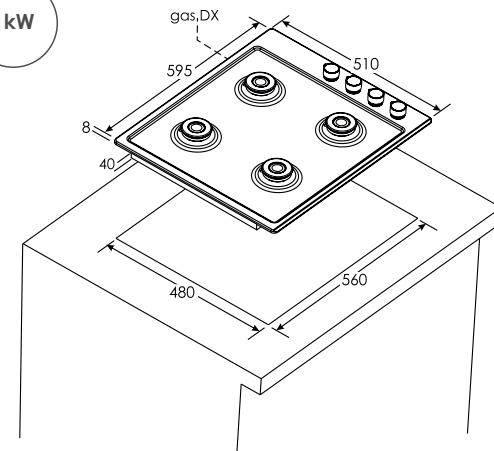
Set the **Child Lock function** that blocks any accidental activation.

## CHW6LBX LPG

GAS



1.75kW  
1.75kW  
2.7kW  
1kW



### GAS HOB – 60CM

- 4 Burners
- 2 Enamelled Grids
- Auto Ignition
- Flame Failure Safety
- Lateral Knobs
- Total Gas power: 7.2 kW
- Inox, Black color knobs

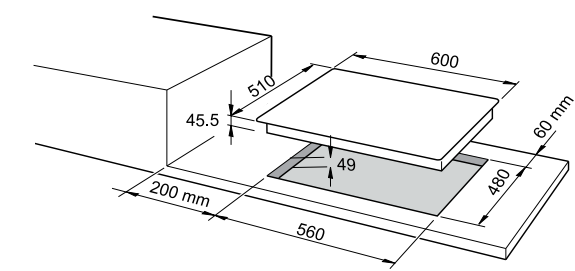
33802647  
CHW6LBX LPG

## CHG6BF3WPX LPG

GAS



1.75kW  
1.75kW  
3.5kW  
1kW



### GAS HOB – 60CM

- 4 Burners (1 Triple Burner)
- Cast Iron Grids
- Auto Ignition
- Flame Failure Safety
- Frontal Knobs
- Total Gas power: 8 kW
- Inox, Timeless knobs

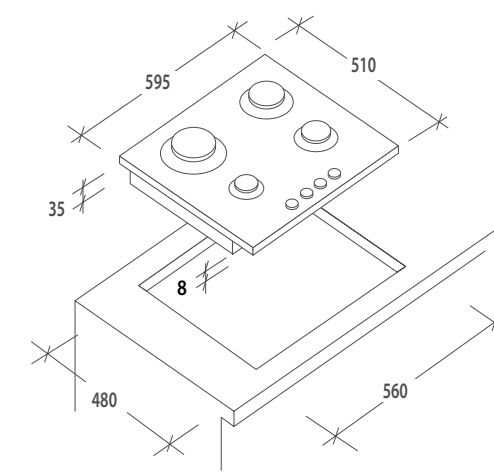
33803248  
CHG6BF3WPX LPG

## CHG6BRX LPG

GAS



2.7kW  
1.75kW  
1kW  
1.75kW



### GAS HOB – 60CM

- 4 Burners
- Cast Iron Grids
- Auto Ignition
- Flame Failure Safety
- Frontal Knobs
- Total Gas power: 7.2 kW
- Inox, Inox color knobs

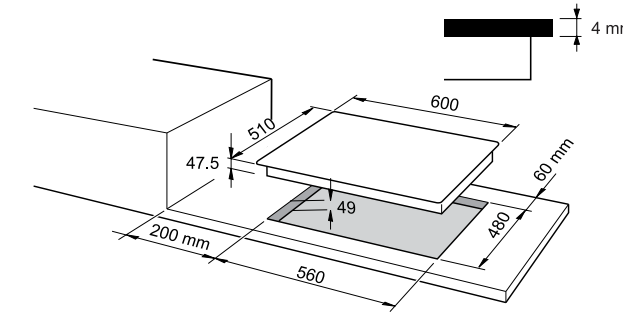
33802646  
CHG6BRX LPG

## CVG6PX LPG

GAS ON GLASS



1.75kW  
1.75kW  
2.5kW  
1kW



### GAS ON GLASS HOB - 60CM

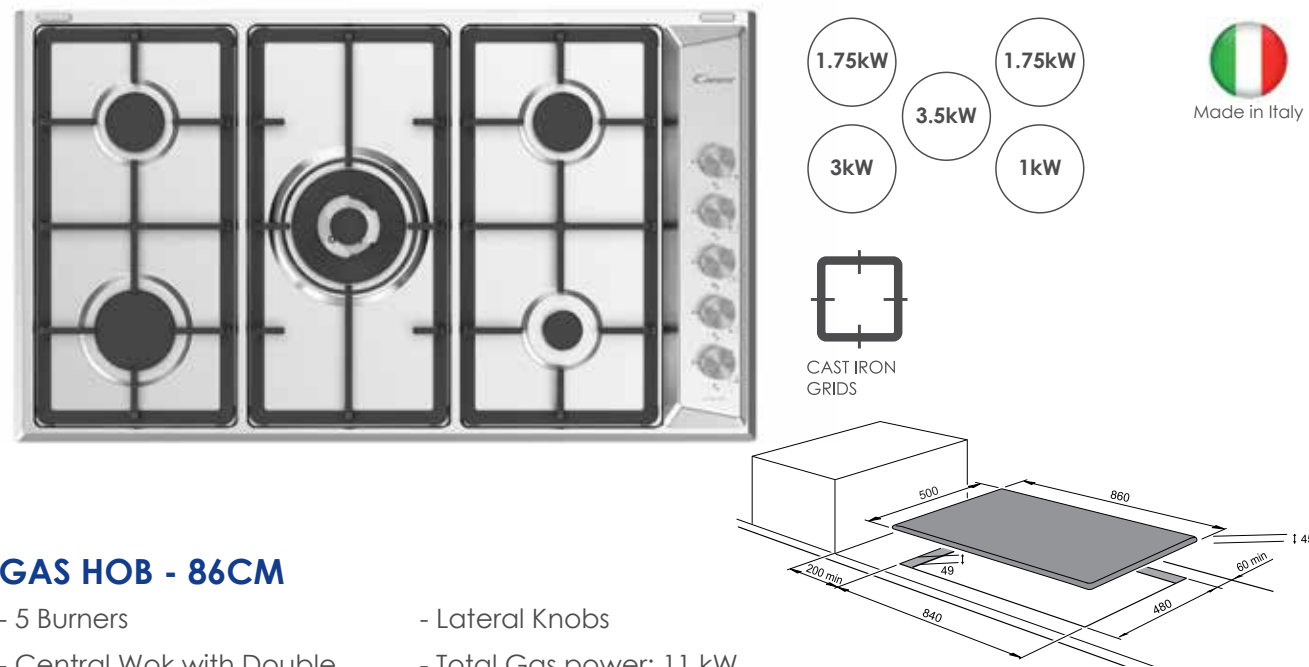
- 4 Burners (1 Triple Burner)
- Cast Iron Grids
- Auto Ignition
- Flame Failure Safety
- Frontal Knobs
- Total Gas power: 7 kW
- Black Tempered Glass, Timeless knobs

33803230  
CVG6PX LPG



## CHG938WPLX LPG

## GAS



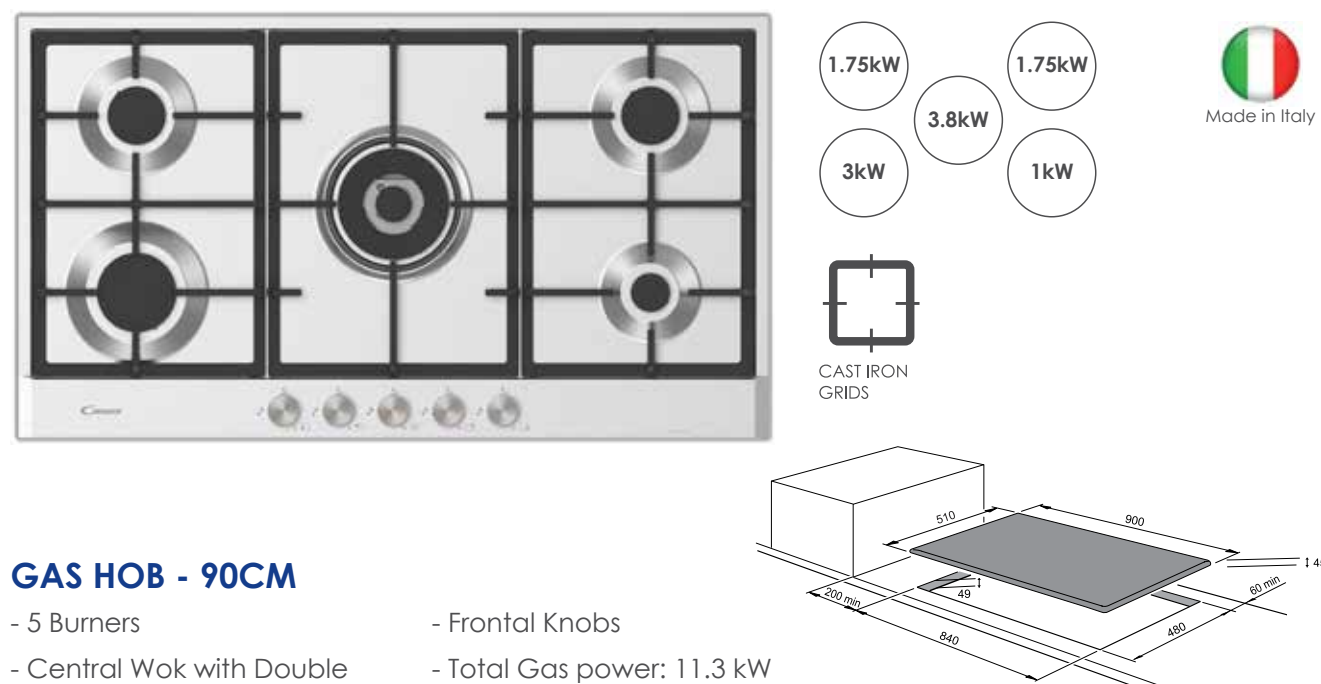
### GAS HOB - 86CM

- 5 Burners
- Central Wok with Double Crown
- Cast Iron Grids
- Auto Ignition
- Flame Failure Safety
- Lateral Knobs
- Total Gas power: 11 kW
- Inox, Timeless knobs

33803242  
CHG938WPLX LPG

## CHG938WPX LPG

## GAS



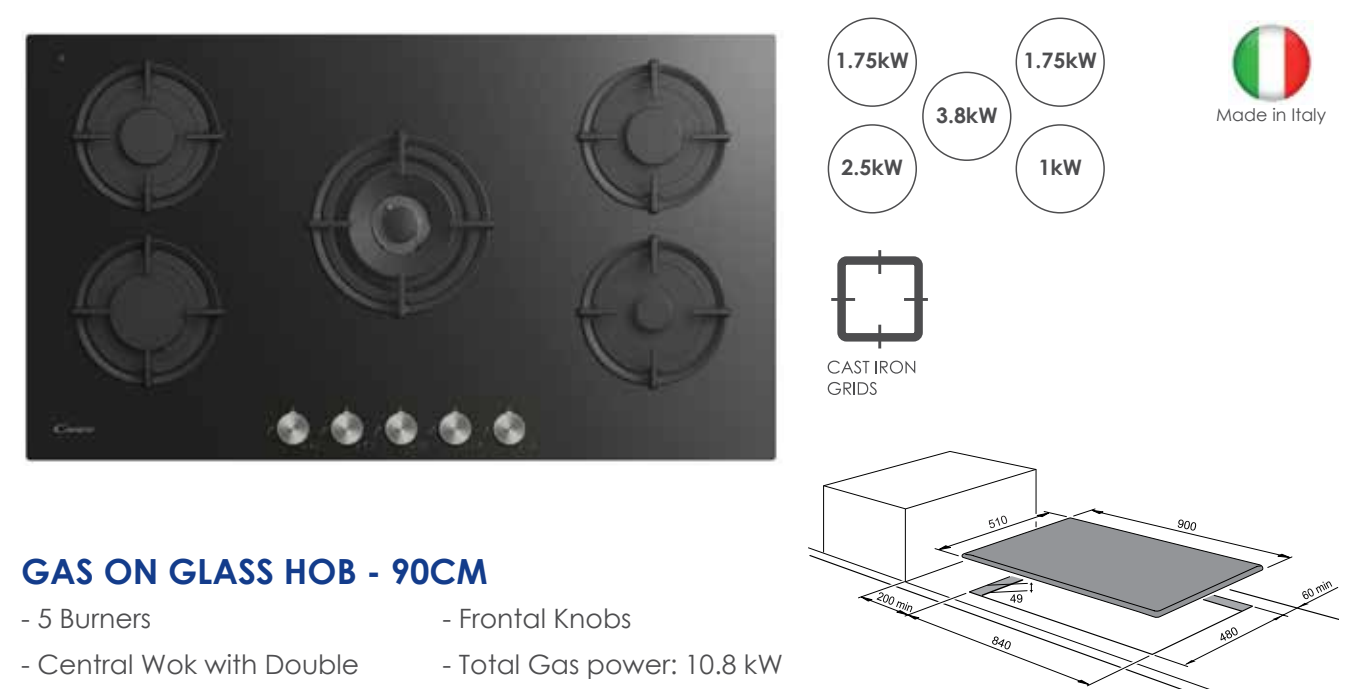
### GAS HOB - 90CM

- 5 Burners
- Central Wok with Double Crown
- Cast Iron Grids
- Auto Ignition
- Flame Failure Safety
- Frontal Knobs
- Total Gas power: 11.3 kW
- Inox, Timeless knobs

33803235  
CHG938WPX LPG

## CVG938WPB LPG

## GAS ON GLASS



### GAS ON GLASS HOB - 90CM

- 5 Burners
- Central Wok with Double Crown
- Cast Iron Grids
- Auto Ignition
- Flame Failure Safety
- Frontal Knobs
- Total Gas power: 10.8 kW
- Black Ceramic Glass, Timeless knobs

33803244  
CVG938WPB LPG

## CLE64X-19

## ELECTRIC



### ELECTRIC HOB - 60CM

- 4 Hot Plates
- Lateral Knobs
- Total power: 7 kW
- Stainless Steel, Timeless knobs

33803249  
CLE64X-19

## CC64CH

## VITROCERAMIC



VITROCERAMIC  
HOB



TOUCH  
CONTROL



POWER  
MANAGEMENT



Made in Turkey



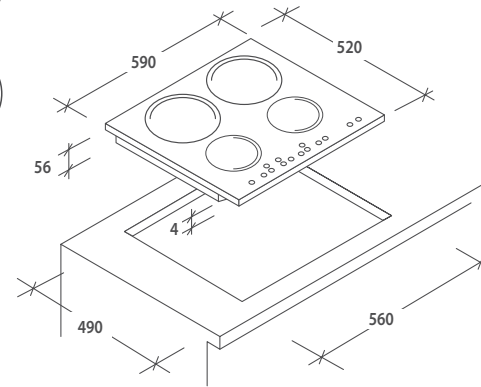
BOOSTER

2.3kW

1.8kW

1.2kW

1.2kW



### CERAMIC HOB – 60CM

- 4 Zones
- Central Touch Control
- Electronic Timer
- 10 Power Levels
- Child Lock
- Power Management
- Over Heat & Spill Alert
- Total power: 6.5 kW
- Black Cut Glass

33801788  
CC64CH

## CH64CDC-19

## VITROCERAMIC



VITROCERAMIC  
HOB




TOUCH  
CONTROL



POWER  
MANAGEMENT



Made in Italy



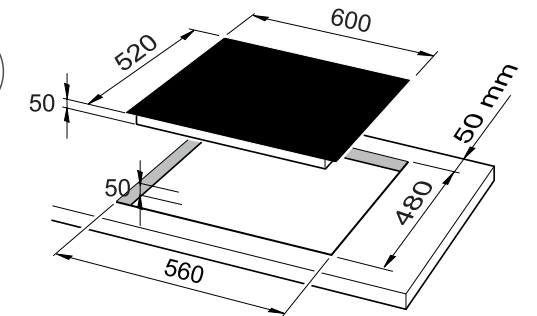
BOOSTER

1.2kW

1.8kW

0.7kW  
/1.7kW

1.2kW



### CERAMIC HOB – 60CM

- 4 Zones (1 Double Zone)
- Central Touch Control
- Electronic Timer
- 9 Power Levels
- Child Lock
- Power Management
- Over Heat & Spill Alert
- Total power: 5.9 kW
- Black Flat Glass

33803252  
CH64CDC-19

## CH64DCK-19

## VITROCERAMIC



VITROCERAMIC  
HOB



BOOSTER



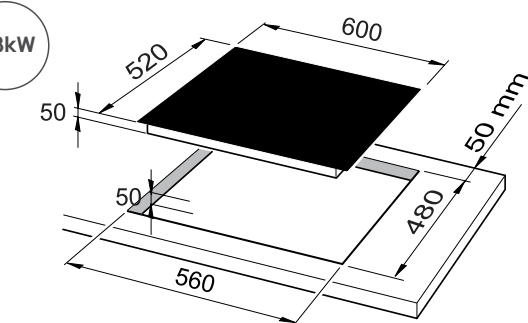
Made in Italy

0.7kW  
/1.7kW

1.2kW

1.2kW

1.8kW



### CERAMIC HOB – 60CM

- 4 Zones (1 Double Zone)
- Lateral Knobs
- 12 Power Levels
- Total power: 5.9 kW
- Black Cut Glass, Timeless Knobs

33803250  
CH64DCK-19

## CH95CE

## VITROCERAMIC



VITROCERAMIC  
HOB



TOUCH  
CONTROL



POWER  
MANAGEMENT



Made in Italy

1.2kW

0.75kW  
/2.2kW

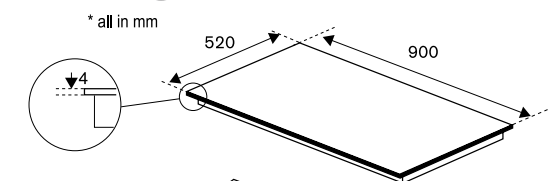
0.7kW  
/1.7kW

1.4kW  
/2.2kW

1.2kW



BOOSTER



### CERAMIC HOB – 90CM

- 5 Zones (3 Double Zones)
- Central Touch Control with Slider
- Electronic Timer
- 8 Power Levels
- Child Lock
- Pause Function
- Power Management
- Over Heat & Spill Alert
- Total power: 8.5 kW
- Black Cut Glass

33803183  
CH95CE

## CHW23PX LPG

## GAS

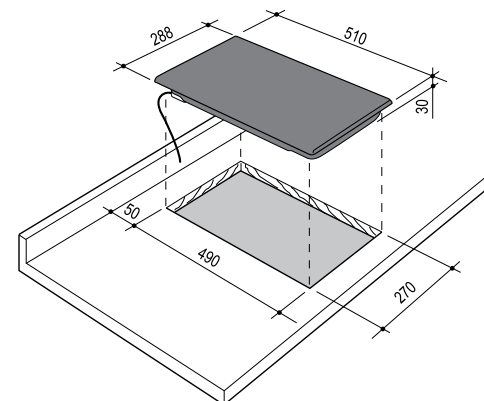


3kW

1.75kW



Made in Italy



### DOMINO GAS HOB - 30CM

- 2 Hot Plates
- Auto Ignition
- Flame Failure Safety
- Frontal Knobs
- Total Gas power: 4.75 kW
- Inox, Timless Knobs

33803238  
CHW23PX LPG

## CH32XPK-19

## VITROCERAMIC



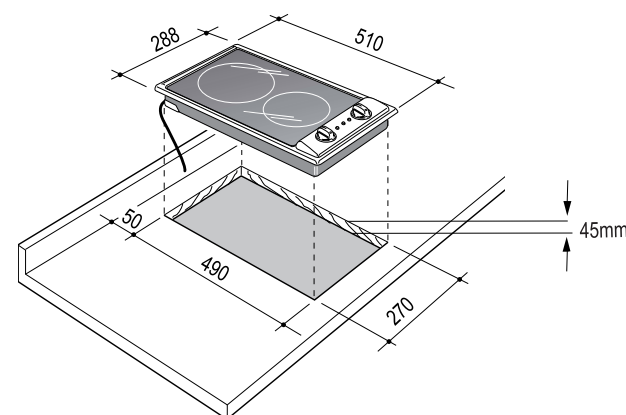
VITROCERAMIC  
HOB

1.7kW

1.2kW



Made in Italy



### DOMINO CERAMIC HOB - 30CM

- 2 Zones
- Frontal Knobs
- Total power: 2.9 kW
- Black Glass, Timeless Knobs

33803254  
CH32XPK-19

## CDH32DC

## VITROCERAMIC



VITROCERAMIC  
HOB



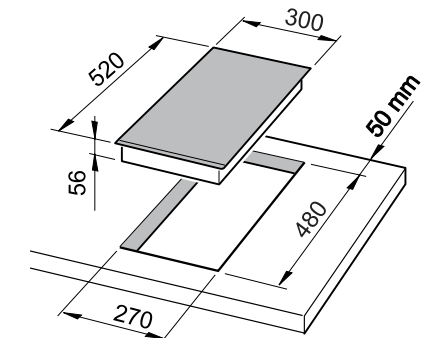
TOUCH  
CONTROL

0.7kW  
/1.7kW

1.2kW



Made in Italy



### DOMINO CERAMIC HOB - 30CM

- 2 Zones (1 Double Zone)
- Central Touch Control
- Electronic Timer
- Key Lock
- Total power: 2.9 kW
- Black Glass

33803189  
CDH32DC

## CE32XPK-19

## ELECTRIC

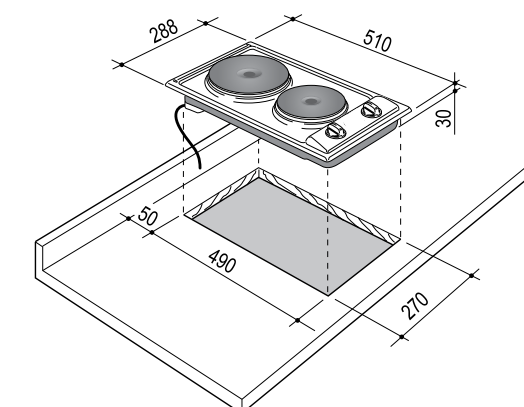


2kW

1.5kW



Made in Italy



### DOMINO ELECTRIC HOB - 30CM

- 2 Hot Plates
- Frontal Knobs
- Total power: 3.5 kW
- Stainless Steel, Timeless Knobs

33803253  
CE32XPK-19





# HOODS





## Keep your kitchen smelling fresh

We know well that the smell of cooking is something you don't want floating around your home.

And this is why Candy has designed a complete range of **high-performance hoods**.

But we also know how much a hood can **impact the whole kitchen look**.

And this is why Candy has designed a **stylish and Italian-designed range**, that stands out for its smartness and **ease of use**.

Keep reading to discover the secrets to **keep your kitchen smelling fresh**.

# The candy hoods unique features



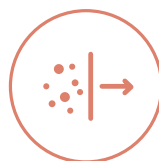
## Save energy with the A class

We all know how important is to save energy, even in our houses. The Candy hoods have an energy **class up to A**, which makes your cooking more efficient by **reducing energy consumption**.



## Quiet kitchen experience with the Low noise performance

Keep your kitchen quiet and welcoming with the Candy hoods. A full range that combines powerful and **low-noise performances**, with a sound level of only **63 dBA**, for some models.



## Complete air purification with the Carbon filter

Enjoy your kitchen fresh air with the Candy hoods. They have a **Carbon Filter\***, which allows complete air purification preventing unpleasant odours.

\* only on certain models



## Easily adjust settings with the Touch Control

As hoods are becoming **design objects** they need a modern and user-friendly **Touch Control Panel**, which lets you **easily adjust settings** and enhance your kitchen with its **stylish look**.



## Great performances with the Powerful motor

With a motor up to **600m³/h\***, the Candy hoods ensure a **deep air cleaning** performance.



## Remove bad odors with the special speeds

Candy hoods feature **different levels of speed** to choose from. In fact, with **up to 4 levels** including the **Booster Mode**, this is the perfect solution for those who love frying or grilling.



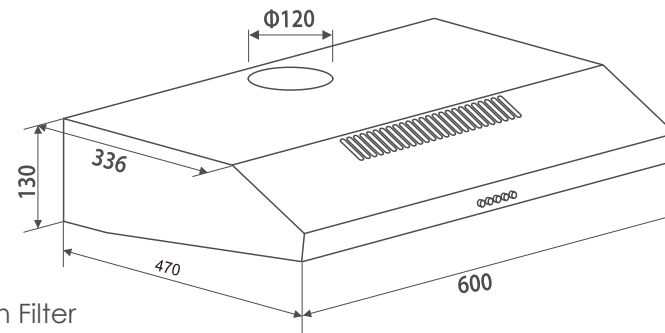
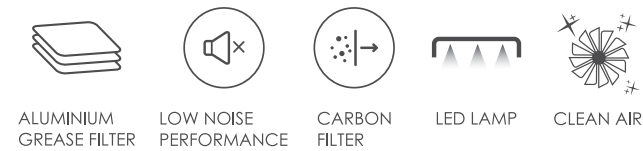
## Better visibility with the Led lights

**LED lighting** ensures **better visibility** when cooking, simplifying your food preparation. It also **consumes 90% less energy**, lasts much longer, and is **easier and cheaper to replace** than conventional bulbs.



## CSD6MXGG

## STANDARD



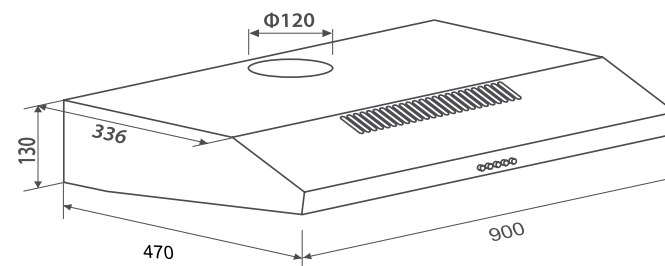
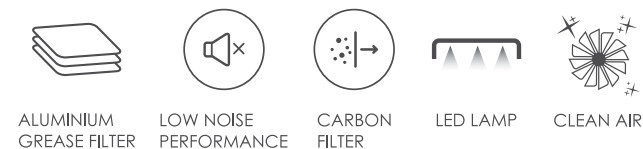
### STANDARD HOOD - 60CM

- Mechanical Push Buttons
- 3 Speed Levels
- Max Suction power 204.6 m³/h
- 1x 4W LED lamp
- Motor Power 45W
- 2 Aluminum Grease filters
- Carbon Filter
- Noise level 61 dB(A)
- Recirculating / Ducted mode
- Total Power 49W
- Inox

36901735  
CSD6MXGG

## CSD9MXGG

## STANDARD



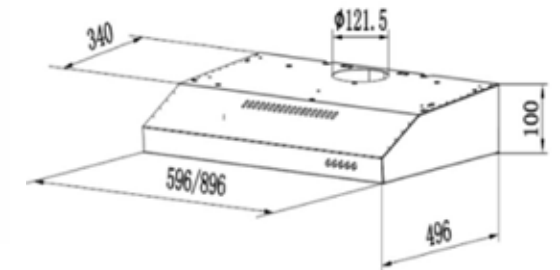
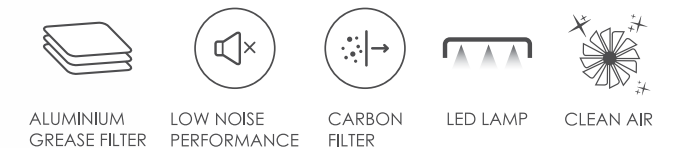
### STANDARD HOOD - 90CM

- Mechanical Push Buttons
- 3 Speed Levels
- Max Suction power 249.4 m³/h
- 1x 4W LED lamp
- Motor Power 65W
- 3 Aluminum Grease filters
- Carbon Filter
- Noise level 67 dB(A)
- Recirculating / Ducted mode
- Total Power 69W
- Inox

36901736  
CSD9MXGG

## CSD6MX

## STANDARD



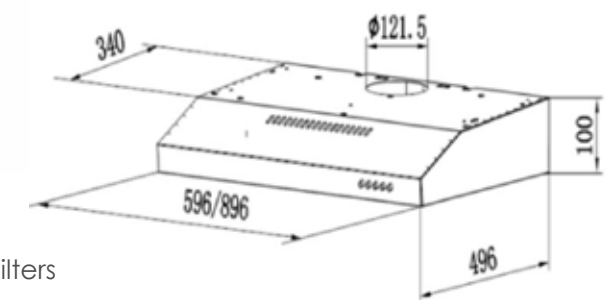
### STANDARD HOOD - 60CM

- Mechanical Push Buttons
- 3 Speed Levels
- Max Suction power 335.2 m³/h
- 1x 2W LED lamp
- 2x 75W Motor Power
- 2 Aluminum Grease filters
- 2 Carbon Filters
- Noise level 70 dB(A)
- Recirculating / Ducted mode
- Total Power 152W
- Inox

36901847  
CSD6MX

## CSD9MX

## STANDARD



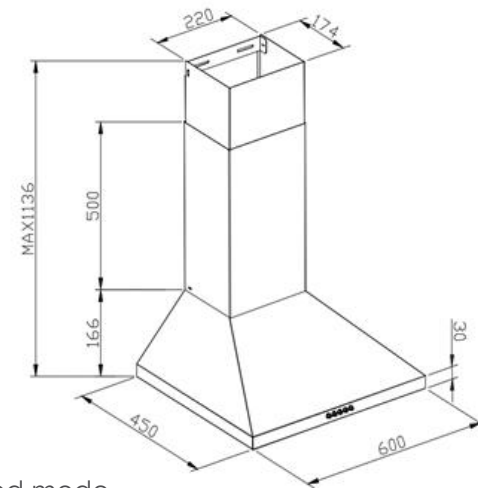
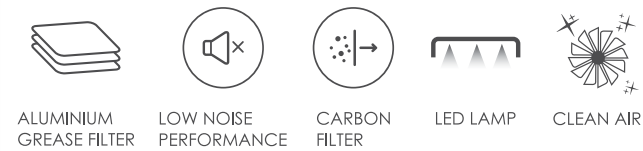
### STANDARD HOOD - 90CM

- Mechanical Push Buttons
- 3 Speed Levels
- Max Suction power 335.2 m³/h
- 1x 2W LED lamp
- 2x 75W Motor Power
- 3 Aluminum Grease filters
- 2 Carbon Filters
- Noise level 70 dB(A)
- Recirculating / Ducted mode
- Total Power 152W
- Inox

36901846  
CSD9MX

## CCH6MXGG

## CHIMNEY



### CHIMNEY HOOD - 60CM

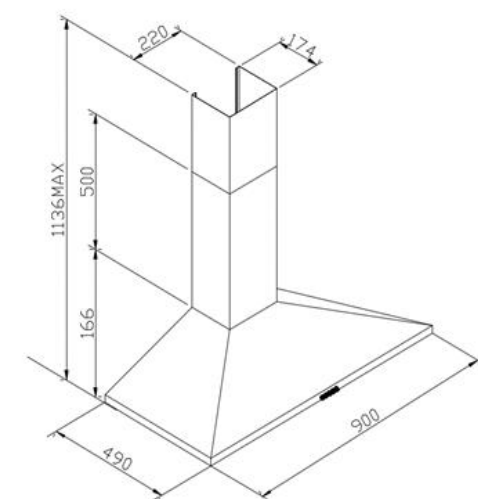
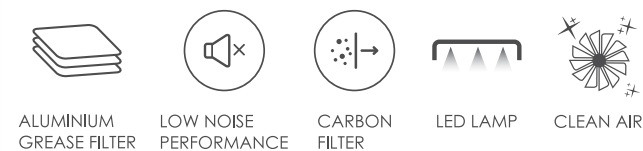
- Mechanical Push Buttons
- 3 Speed Levels
- Max Suction power 285.1 m³/h
- 1x1.5W LED lamp
- Motor Power 25W
- 2 Aluminum cassette Grease filters

- Carbon Filter
- Noise level 52 dB(A)
- Recirculating / Ducted mode
- Total Power 26.5W
- Inox

36901733  
CCH6MXGG

## CCH9MXGG

## CHIMNEY



### CHIMNEY HOOD - 90CM

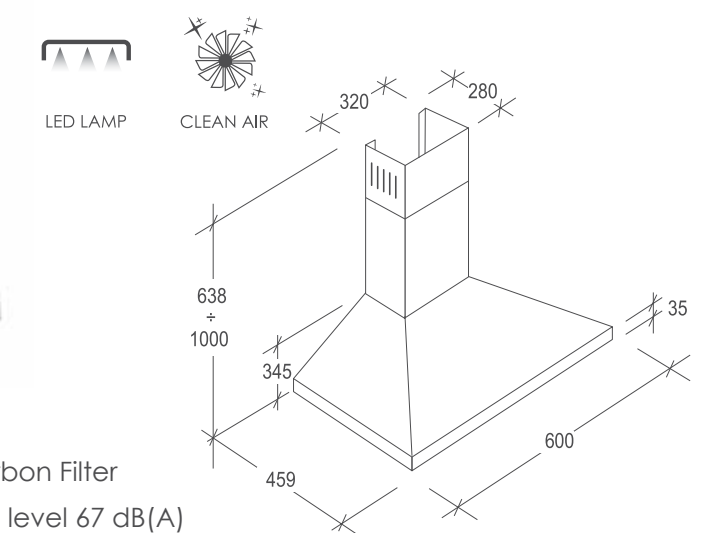
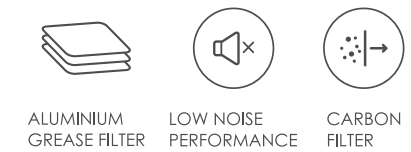
- Mechanical Push Buttons
- 3 Speed Levels
- Max Suction power 285.1 m³/h
- 1x1.5W LED lamp
- Motor Power 25W
- 3 Aluminum cassette Grease filters

- Carbon Filter
- Noise level 52 dB(A)
- Recirculating / Ducted mode
- Total Power 26.5W
- Inox

36901734  
CCH9MXGG

## CCH6MX

## CHIMNEY



### CHIMNEY HOOD - 60CM

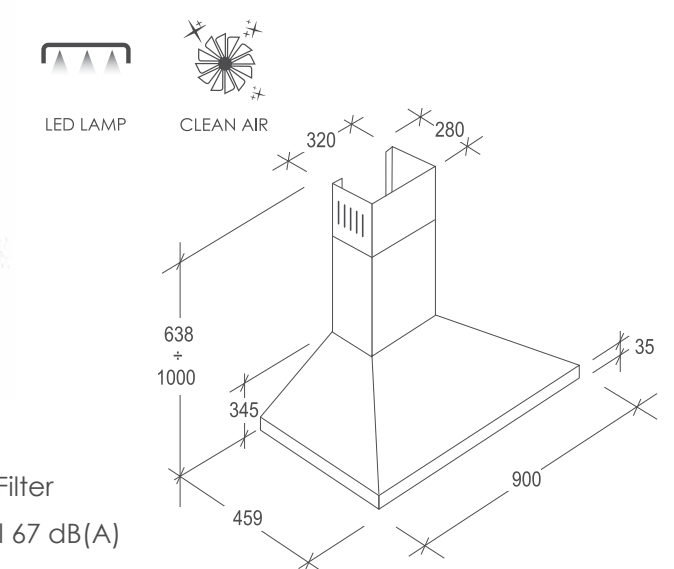
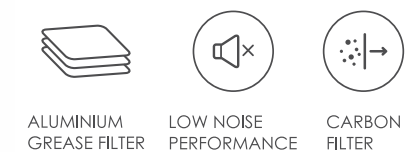
- Mechanical Push Buttons
- 3 Speed Levels
- Max Suction power 620 m³/h
- 1x2W LED lamp
- Motor Power 210W
- 2 Aluminum cassette Grease filters

- 2 Carbon Filter
- Noise level 67 dB(A)
- Recirculating / Ducted mode
- Total Power 212W
- Inox

36901848  
CCH6MX

## CCH9MX

## CHIMNEY



### CHIMNEY HOOD - 90CM

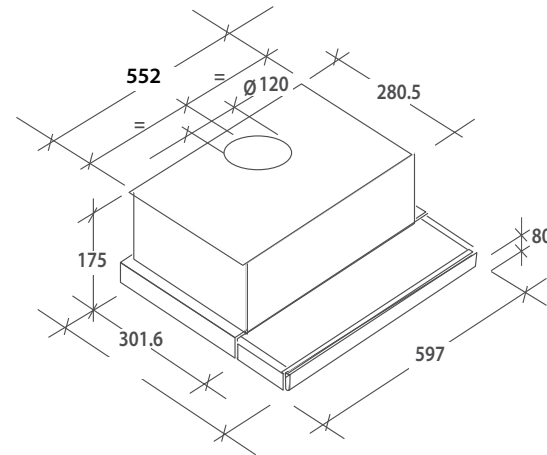
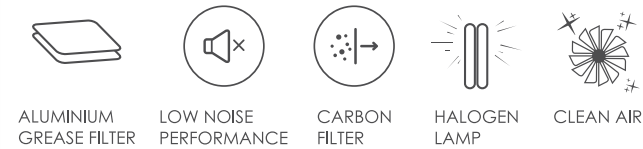
- Mechanical Push Buttons
- 3 Speed Levels
- Max Suction power 620 m³/h
- 1x2W LED lamp
- Motor Power 210W
- 3 Aluminum cassette Grease filters

- 2 Carbon Filter
- Noise level 67 dB(A)
- Recirculating / Ducted mode
- Total Power 212W
- Inox

36901845  
CCH9MX

## CBT625/3XX

## TELESCOPIC



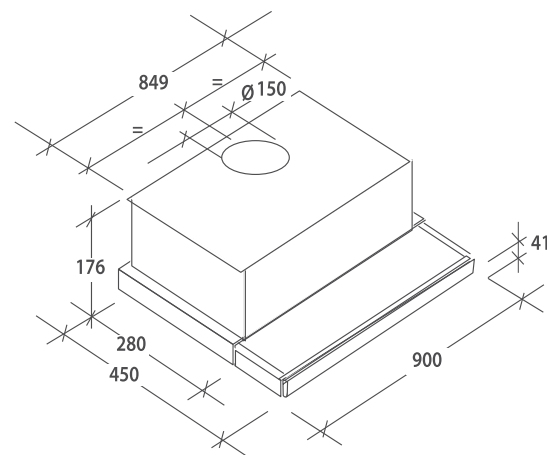
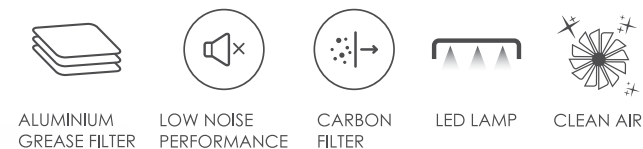
### TELESCOPIC HOOD - 60CM

- Mechanical controls
- 2 Carbon Filter
- 2 Speed Levels
- Noise level 67 dB(A)
- Max Suction power 440 m³/h
- Recirculating-Front Vent/ Ducted mode
- 2x28W Halogen lamps
- Total Power 256W
- Motor Power 2 x100W
- Metallic/Inox
- 2 Aluminum filters

36901611  
CBT625/3XX

## CBT9240/3X

## TELESCOPIC



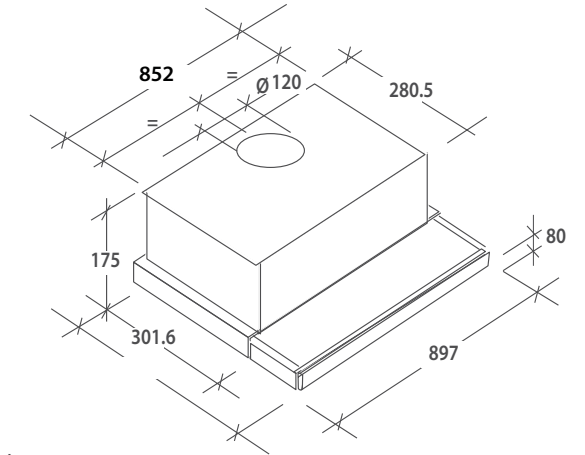
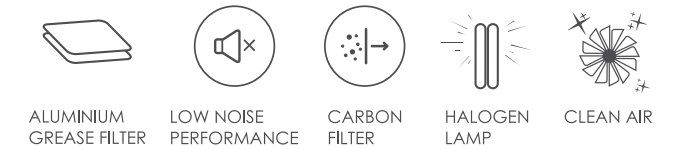
### TELESCOPIC HOOD - 90CM

- Mechanical controls
- 2 Carbon Filter
- 3 Speed Levels
- Noise level 64 dB(A)
- Max Suction power 329.6 m³/h
- Recirculating /Ducted mode
- 1x2W LED lamp
- Total Power 67W
- Motor Power 1 X 65W
- Metallic/Inox
- 2 Aluminum filters

36901044  
CBT9240/3X

## CBT9240/4XX

## TELESCOPIC



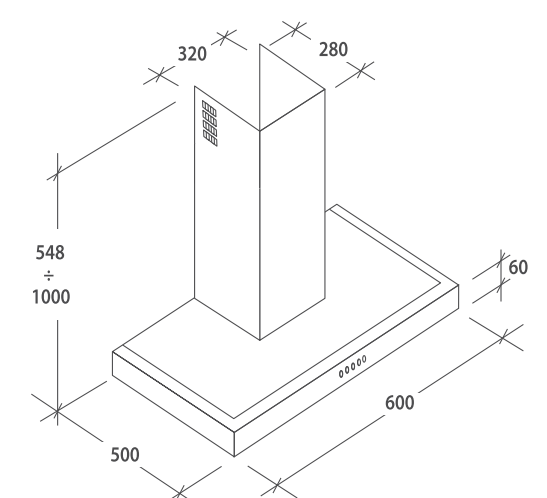
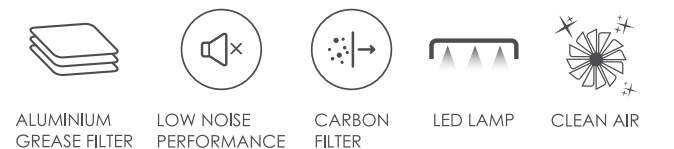
### TELESCOPIC HOOD - 90CM

- Mechanical controls
- 2 Carbon Filter
- 2 Speed Levels
- Noise level 67 dB(A)
- Max Suction power 440 m³/h
- Recirculating-Front Vent/Ducted mode
- 2x28W Halogen lamps
- Total Power 256W
- Motor Power 2 x100W
- Metallic/Inox
- 2 Aluminum filters

36901612  
CBT9240/4XX

## CMB655X

## SQUARE CHIMNEY



### DECORATIVE HOOD SQUARE - 60CM

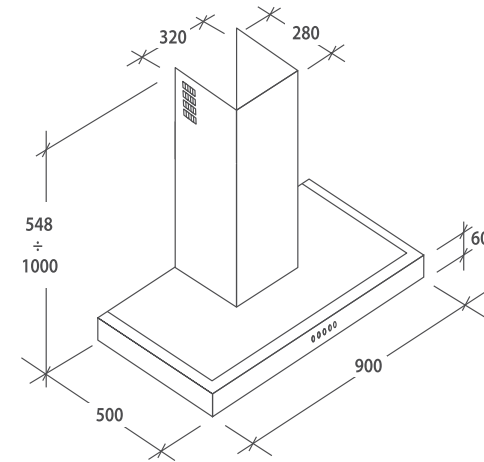
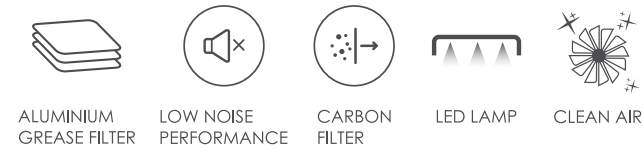
- Electronic Buttons
- 2 Carbon Filters - optional
- 3 Speed Levels + Booster
- Noise level 60 dB(A)
- Max Suction power 571 m³/h
- Recirculating / Ducted mode
- 2x1.5W LED lamps
- Total Power 213W
- Motor Power 210W
- Inox
- 2 Aluminum Grease filters

36900720  
CMB655X



## CMB955X

## SQUARE CHIMNEY



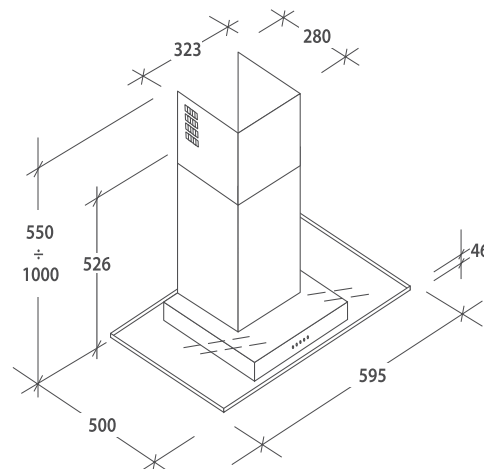
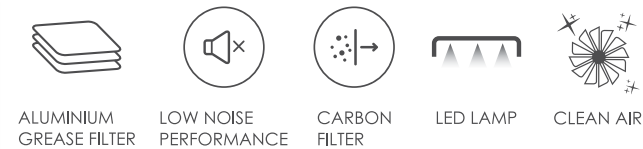
### DECORATIVE HOOD SQUARE - 90CM

- Electronic Buttons
- 3 Speed Levels + Booster
- Max Suction power 571 m³/h
- 2x1.5W LED lamps
- Motor Power 210W
- 3 Aluminum Grease filters
- 2 Carbon Filters – Optional
- Noise level 60 dB(A)
- Recirculating / Ducted mode
- Total Power 213W
- Inox

36900721  
CMB955X

## CVM670LX

## DECORATIVE



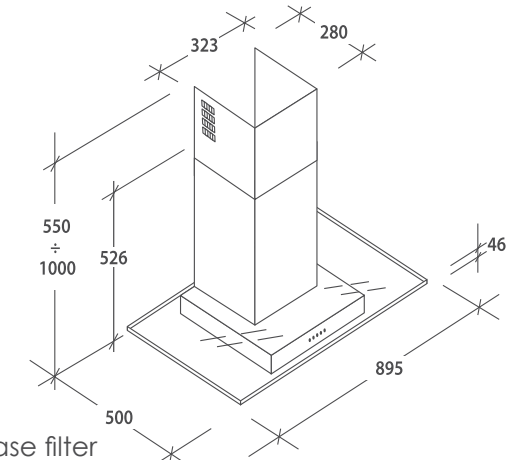
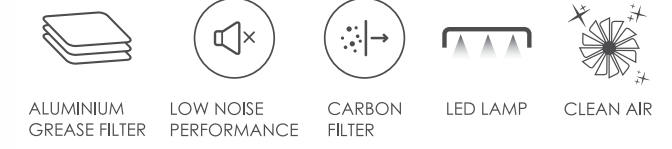
### DECORATIVE HOOD - 60CM

- Electronic Buttons (green backlit)
- 3 Speed Levels
- Max Suction power 545 m³/h
- 2x1.5W LED lamps
- Motor Power 210W
- 1 Aluminum Panel Grease filter
- 2 Carbon Filters
- Noise level 68 dB(A)
- Recirculating / Ducted mode
- Total Power 213W
- Tempered Glass / Inox

36900354  
CVM670LX

## CVM970LX

## DECORATIVE



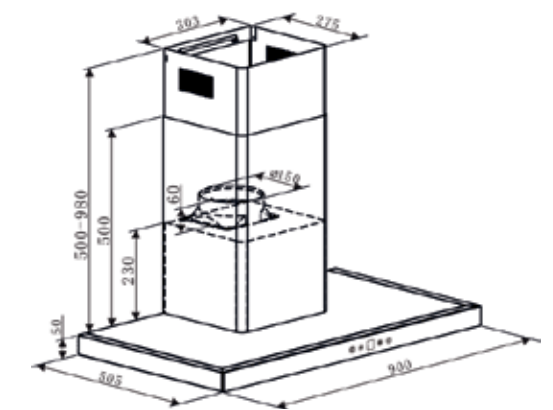
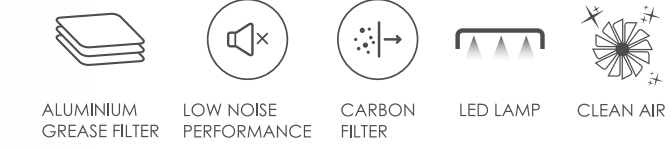
### DECORATIVE HOOD - 90CM

- Electronic Buttons (green backlight)
- 3 Speed Levels
- Max Suction power 545 m³/h
- 2x1.5W LED lamps
- Motor Power 210W
- 1 Aluminum Panel Grease filter
- 2 Carbon Filters
- Noise level 68 dB(A)
- Recirculating / Ducted mode
- Total Power 213W
- Tempered Glass / Inox

36900355  
CVM970LX

## CTS9CX

## CHIMNEY



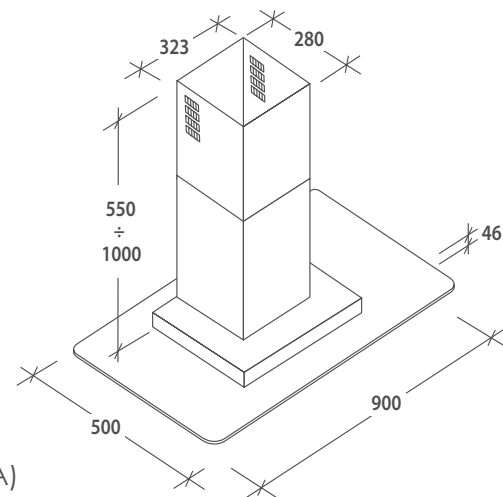
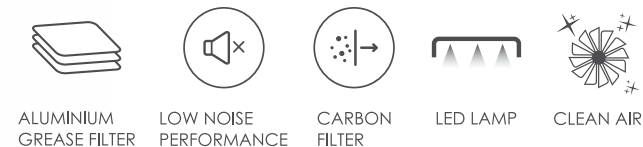
### HIGH POWER CHIMNEY HOOD - 90CM

- Touch Controls
- 3 Speed Levels
- Max Suction power 978.2 m³/h
- 2x1.5W LED lamps
- Motor Power 380W
- 3 Aluminum cassette Grease filters
- Carbon Filters
- Noise level 74 dB(A)
- Recirculating / Ducted mode
- Total Power 383W
- Inox

36901647  
CTS9CX

## CVMI970LX

## DECORATIVE ISLAND



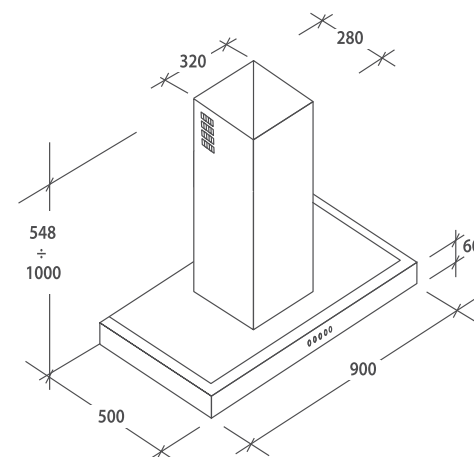
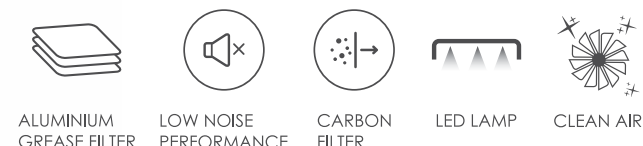
### DECORATIVE GLASS HOOD - 90CM ISLAND

- Electronic Buttons (green backlight)
- 3 Speed Levels
- Max Suction power 545 m³/h
- 4x1.5W LED lamps
- Motor Power 210W
- 1 Aluminum panel Grease filter
- 2 Carbon Filters
- Noise level 70 dB(A)
- Recirculating / Ducted mode
- Total Power 216W
- Tempered Glass / Inox

36900382  
CVMI970LX

## CMBI970LX

## DECORATIVE ISLAND



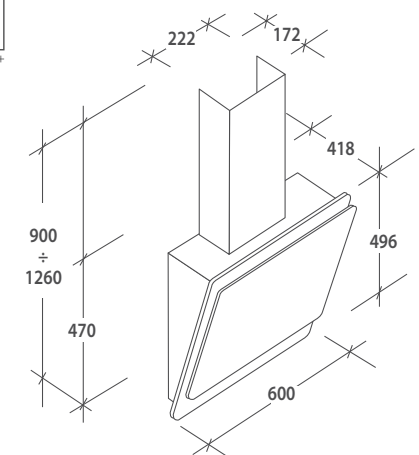
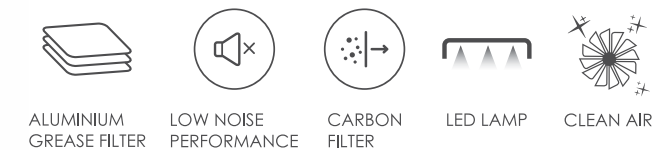
### DECORATIVE HOOD - 90CM ISLAND

- Mechanical Push Buttons
- 3 Speed Levels
- Max Suction power 204.6 m³/h
- 4x1.5W LED lamp
- Motor Power 1x210W
- 2 Aluminum Grease filters
- Carbon Filter
- Noise level 62 dB(A)
- Recirculating / Ducted mode
- Total Power 216W
- Inox

36900436  
CMBI970LX

## CVMA60N

## DECORATIVE GLASS



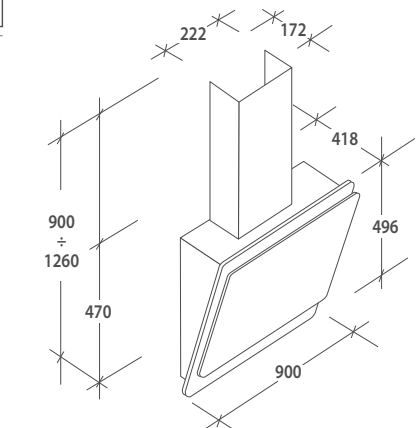
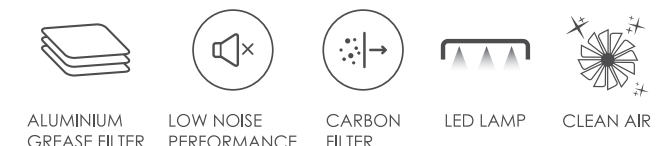
### DECORATIVE HOOD - 60CM

- Touch Controls
- 3 Speed Levels + Booster
- Max Suction power 611 m³/h
- 2x1.5W LED lamps
- Motor Power 210W
- 1 Aluminum Grease filter
- 2 Carbon Filters
- Noise level 62 dB(A)
- Recirculating / Ducted mode
- Timer
- Total Power 213W
- Black Casing/Tempered Glass

36900730  
CVMA 60 N

## CVMA90N

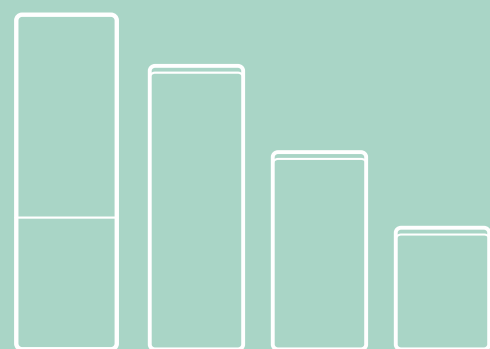
## DECORATIVE GLASS



### DECORATIVE HOOD - 90CM

- Touch Controls
- 3 Speed Levels + Booster
- Max Suction power 611 m³/h
- 2x1.5W LED lamps
- Motor Power 210W
- 1 Aluminum Grease filter
- 2 Carbon Filters
- Noise level 62 dB(A)
- Recirculating / Ducted mode
- Timer
- Total Power 213W
- Tempered Glass / Black Casing

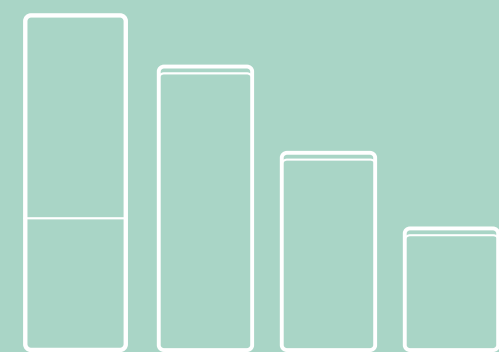
36900729  
CVMA 90 N



# COOLING

cooling





# FRIDGES AND FREEZERS





## A new cool experience in your kitchen

Nowadays the time spent at home is continuously growing, as well as the **food supply**. This is why **Candy** has created a **smart range of refrigerators** with innovative space management solutions, that lets you manage at best **large quantities of food**, avoiding waste. Discover our **Total No Frost refrigerators** that allow you to design your own layout combination and store your food however you want, thanks to the **extra flexibility of shelves and drawers**, and to the uniform air distribution.



# The Candy refrigerators unique features

## Prevent waste with the Total No Frost Circle technology

Keep your food fresh **40%\* longer** and avoid food waste, anywhere you store it. Thanks to the **Total No Frost Circle technology\*\***, constant and homogenous temperature, as well as humidity, are guaranteed in every shelf and corner of your fridge. The Total No Frost technology also **avoids frost and ice formation inside the freezer** drawers and on its walls and **reduces mould and bacteria** proliferation.



## Enjoy maximum flexibility with different layout combinations

Thanks to the **flexible shelves and balconies** you can enjoy **different layout combinations** to store your food according to your needs.




## Easy installation thanks to reversible doors

Thanks to the **Candy in-tech system**, the installation of your refrigerator is easy and quick. The different dimensions and the **reversible doors** allow you to fit it into any kitchen layout. All the **hinges and fixing points** come with a cover, as proof of great care of details.



## Preserve your fruits with the Cool box with fresh control

Preserve your **fruits and vegetables**, thanks to the large **Cool box with fresh control\***.



## Save energy with New A+ energy class

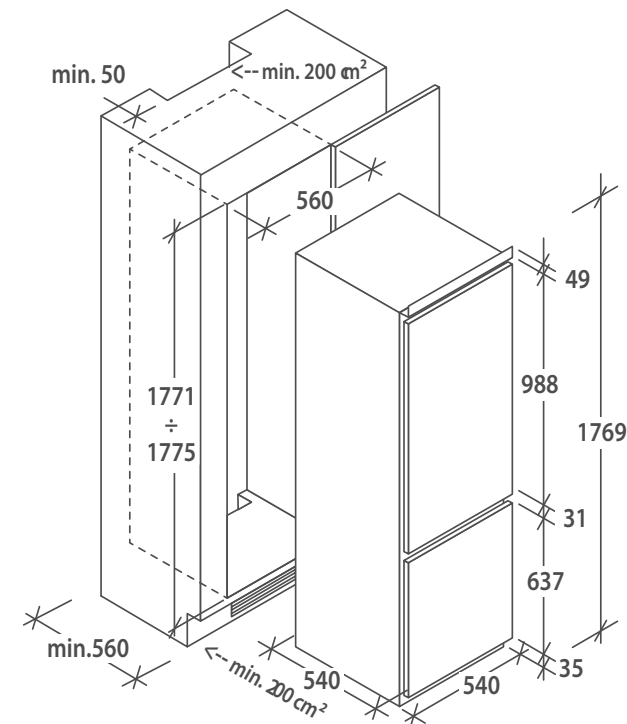
Thanks to the new **A+ energy class**, it's possible to **reduce consumption, save energy** and respect the environment.





### B/I COMBI FRIDGE - 177CM

- Gross volume: 250 Litres
- Refrigerator net volume: 190 Litres
- Freezer volume: 50 Litres
- Electronic control, No Frost
- SKY LED lighting
- SKY FAN
- Alarm door (Acoustic)
- 2+1+1 Glass Shelf
- 3 Door Shelves
- Chromed Bottle rack
- 1 Crisper with Telescopic rails
- Chiller Area with rails
- 1 Ice tray, 1 Egg tray
- 3 Freezer drawers
- Reversible door
- Energy Class: A+
- Noise: 43 dB(A)
- Gas type: R600a

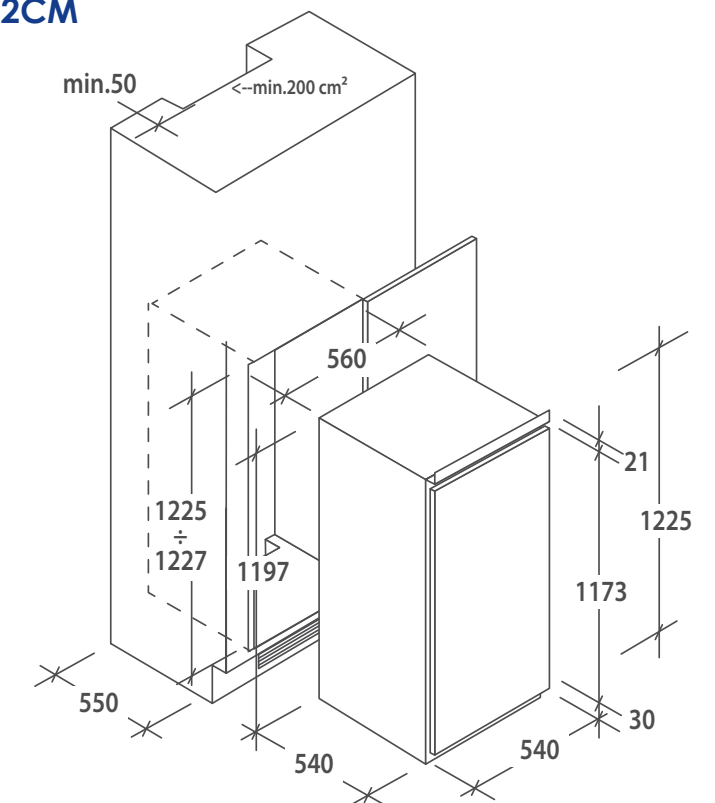


34901592  
CKBBF 172 KN




### B/I FRIDGE FREEZER SINGLE DOOR – 122CM

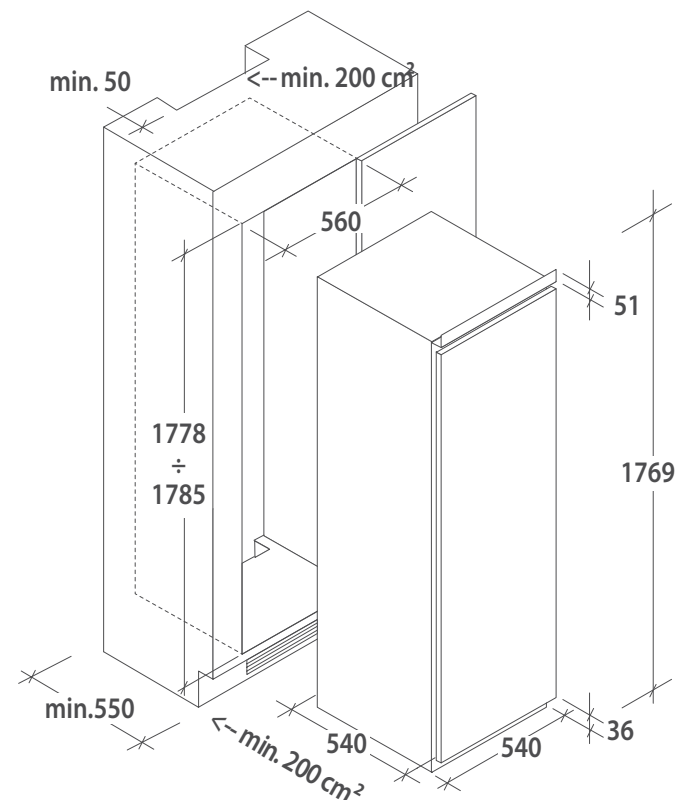
- Gross volume: 205 Litres
- Refrigerator net volume: 182 Litres
- Freezer volume: 18 Litres
- Mechanical control
- Auto Defrost on Fridge
- Manual Defrost on Freezer
- 3 Glass Shelf
- 4 Door Shelves
- 1 Crisper, 2 Egg trays
- Reversible door
- Energy Class: A+
- Noise: 43 dB(A)
- Gas type: R600a
- Climate class: T



34900570  
CIO 225 E-19

**B/I FRIDGE - LARDER – 177CM**

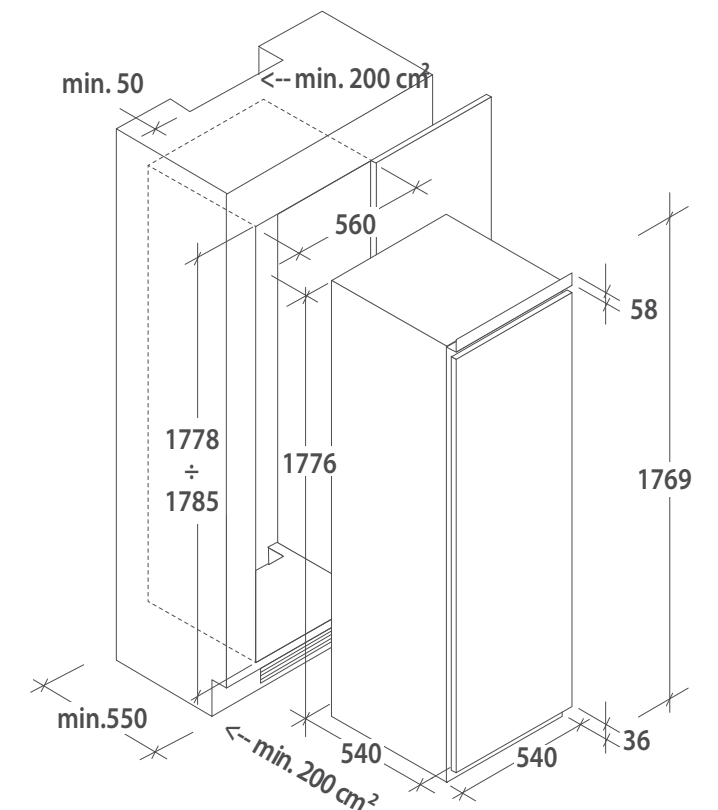
- Gross volume: 319 Litres
- Refrigerator net volume: 316 Litres
- Mechanical control
- Auto Defrost on Fridge
- 5 +1 Glass Shelf
- 4 Door Shelves
- 2 Crisper, 2 Egg trays
- SKYLED light
- Reversible door
- Energy Class: A+
- Noise: 39 dB(A)
- Gas type: R600a
- Can be used as Side by Side with CFFO 3550 E/1-19



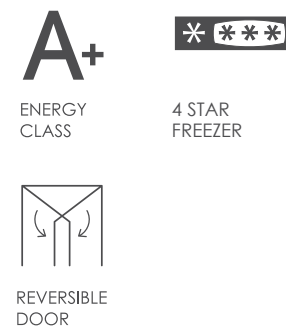
34900567  
CFLO 3550 E/1-19

**B/I FREEZER - LARDER – 177CM**

- Gross volume: 228 Litres
- Freezer Net volume: 217 Litres
- Mechanical control
- Auto Defrost on Fridge
- Manual Defrost on Freezer
- 9 Freezer Drawers
- Reversible door
- Energy Class: A+
- Noise: 39 dB(A)
- Gas type: R600a
- Can be used as Side by Side with CFLO 3550 E/1-19

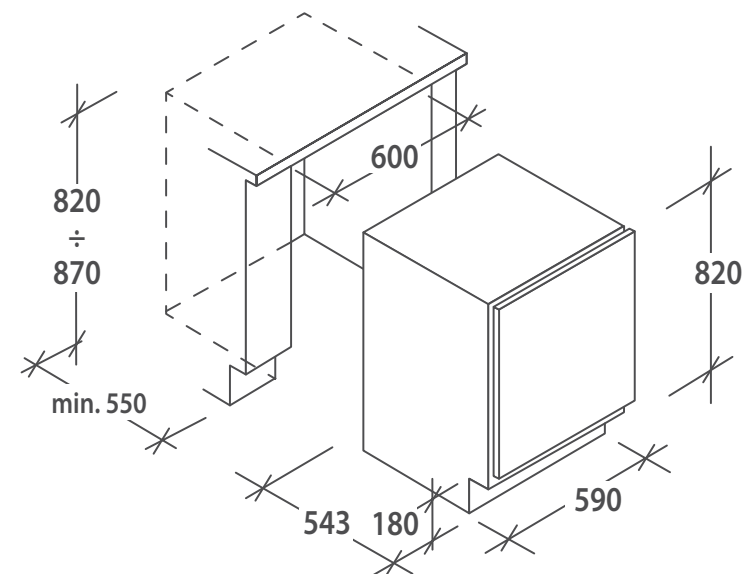


37900042  
CFFO 3550 E/1-19



### B/I FRIDGE FREEZER – UNDER COUNTER

- Gross volume: 119 Litres
- Refrigerator net volume: 100 Litres
- Freezer volume: 17 Litres
- Auto Defrost on Fridge
- Manual Defrost on Freezer
- 1 Glass Shelf
- 2 Door Shelves
- 1 Crisper
- Front self-ventilated
- Reversible door
- Energy Class: A+
- Noise: 43 dB(A)
- Gas type: R600a
- Climate class: T



34900571  
CRU 164E-19





# WASHING

---



# WASHING MACHINES



washing



## Take a spin on the smartest laundry ever

Spoiler alert:  
in 2024 laundry will be even **easier** and **quicker**.

How?

With **efficient rapid programs** and a world of **smart features**, our washing machine ranges have been designed to fit your space and your time, even if you have a very busy life. Go ahead and discover how they can make a big difference in your laundry routine.



# The Candy washing machine unique features\*



## Big capacity in standard dimensions

With the Candy washer dryer ranges you can wash up to 8kg of clothing and dry up to 5 kg.




## Quick results thanks to Quick & Clean Technology

To get quick, effortless results, you no longer need to apply detergent directly on your clothes stains. The **Quick & Clean technology** creates a concentrated mix of clean water and detergent and sprays it directly on the garments, boosting **fast and effective stain removal action**, even with large washing loads.



## Save time with the Quick cycles 14/30/44/59 minutes

Are you in a hurry? Or maybe, you just want to focus on things you like the most? Choose between **4 Quick Cycles from 15 to 59 minutes**, according to your needs. Same washing results, more time for you.



## Save energy with the A\* Class

We all know how important it is to reduce energy consumption.



## Simplify your laundry with the Kg detector

The **Kilo Detector** is a function designed to simplify your laundry experience. How does it work?

It sets the **water consumption** and **washing time** based on the weight of your laundry, reducing waste of energy up to 40% and ensuring a perfect wash.



## Match your needs with the Start delay

Thanks to the **Start Delay feature** you can set the washing machine to finish your wash automatically at a later time, choosing a delay between **1 to 24 hours**. This allows you to avoid the bad smell of wet garments left too long inside the washer, but there's more. It also lets you **save energy** since it allows you to set the washing machine when the electricity is more convenient.

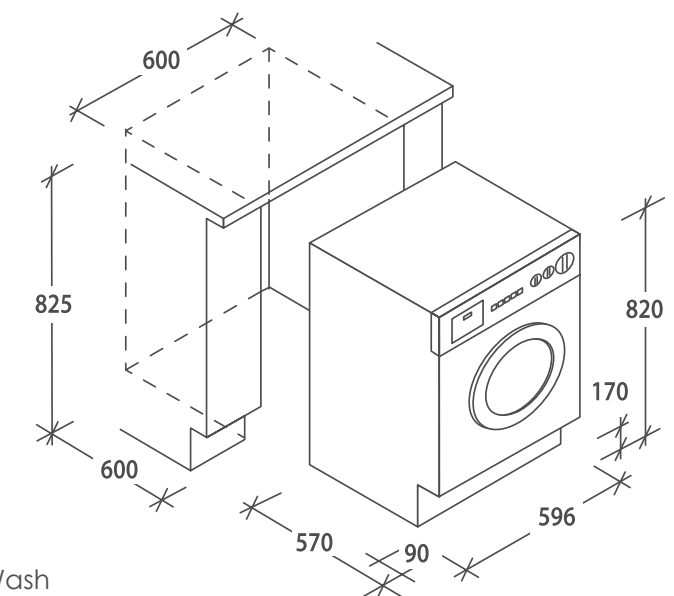
CBWD8514D-19

WASHER DRYER




## WASHER DRYER B/I

- 8kg washing + 5kg Drying, 1400 RPM
- 15 programs
- Digit Display
- Highest and large door
- Delay Start upto 24h
- 4 Rapid programs (14-30-44-59 min)
- Special Programs – Baby care, Wool, Hand/Silk Wash Synthetics, Delicates
- Drying Options Button – Extra Dry, Iron Dry, Cupboard Dry
- Kg Detector
- Temperature select button
- Stain Level button, Spin select button
- Energy Class A A A
- Input power 1.6 kW
- White Door





# DISHWASHERS





## Put away the sponge and enjoy the smartest washing experience

Today people don't just need **efficient home appliances**. They demand **valuable allies** that simplify their everyday life with practical solutions, saving them time, money and strength. This is why Candy has created **Rapido**, an innovative dishwasher range that eases your washing experience by suggesting directly on your smartphone which is the best program suited to your load.

Go ahead to meet your next ally in the kitchen.



# Your smart washing experience

Not sure about how to **wash** that particular **mug** or **cooking pan**? No **problem**! Use the **Candy App** to get a complete **washing guide**. Just select the kind of **kitchenware** you need to **wash**, the **dirt level**, and load to get a **suggestion** about the **perfect** and **most appropriate cycle** to achieve perfect **washing results** in the **smartest** and **easiest way**.



## Match any need with more than 20 additional cycles

Would you like to get great results? Open the **hOn App** and access a list of **more than 20 washing programs**, even when you are not home: just and start the ideal one from your phone to match each of your needs!



## Extend the life of your dishwasher with the smart check-ups

Tired of forgetting about cleaning your dishwasher filter? The Candy App keeps track of the right schedule for your dishwasher maintenance and allows you to directly launch the "Autocleaning" cycle to clean & sanitize the drum. Efficiency, saving and reliability are guaranteed and will make your dishwasher last for longer.



## Manage your dishwasher remotely

Do you want your **dishwasher** to work while you're **not home** while having it always **under control**? Thanks to the **Candy App**, you can now **manage** your **dishwasher remotely**. Use the **hOn App** on your **smartphone** to **activate** or **stop** the **washing cycle** whenever you want, wherever you are. Plus, you can always **check** on the **dishwasher status** and keep **updated** on the **time remaining** until the **end** of the **cycle**.



## Solve any doubt on correct loading

Every kitchenware has its place. Just use the **Dish Placer function** on your **hOn App** to solve any doubt on **correct loading**: you will find the right position for every kind of dishware to optimize the space and get great results.

# Connected dishwashers



Scan the  
QR Code  
to discover  
more



Access the **App**  
and take a look!

simply | **Fi**



# Candy Rapido'. Less washing time, more washing space.

Say hello to **Candy Rapido'**, the **most rapid** and **spacious** dishwasher on the market. Available in **free-standing** and **built-in models**, it comes with the **35'cycle**, designed to perfectly **wash and dry** your dishes in only 35 minutes. Plus, with the **most spacious tub on the market** (in standard dimensions), it allows you to fit even the **largest items** such as pizza plates, oven trays and long ladles. But there's more. Featuring a world of **connectivity features**, Rapido' will make your kitchen life smarter than ever.



## The quickest Wash&Dry Cycle in the market to save time

Thanks to the **New Speed Drive Inverter Motor**, Candy Rapido' features the quickest **Wash&Dry Cycle** in the market, which lasts only 35 minutes.

## Make your washing experience smart and fun with the in-app features

Choosing **Candy Rapido'** means choosing great performance and ease of use but also a **whole world of unique connectivity features** that will allow you to use your dishwasher at its full potential. **Smart tips, special programs**, and **remote control** will help you **save time** and will make your **experience** easier than ever. Plus, thanks to the **Snap&Wash** feature, you can get **tips on proper loading** just by taking a picture of your loaded basket.





# Programs and functions



## Wash&Dry 35'

The fastest program on the market, it fully washes and dries your dishes in only 35 minutes.



## Rapid 59'

Ideal to wash a full load in less than one hour.



## Auto Wash

The program that sets the most efficient duration and temperature, according to the load and the soiling level\*.

\* only on certain models.



## Intensive

For heavily soiled pots and dishes.



## Half load

Appositely developed for **small (half load) and lightly soiled loads**. It allows you to **save time, energy, and water** without compromising performance.



## Silent

Enjoy a peaceful kitchen and reduce noise.



## Universal

Ideal for a daily wash, excellent in its soil removing performance, using hot water up to 60°C.



## Glass

A delicate program, ideal to wash delicate dishes and glasses.



## Prewash

Prewash your items that are stored in the dishwasher until you are ready to wash a full load.



## Tabs


This option allows you to **optimize the performance of the program** by simply choosing the **type of detergent** you want to use: liquid or pods.



## Express

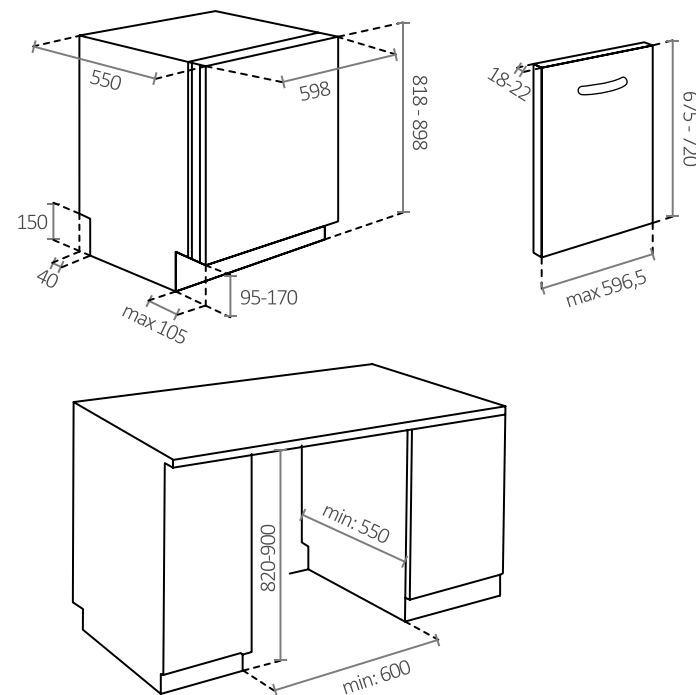
Press this option if you need to **cut the washing time** of the chosen cycle, without **compromising performance**.  
For daily soiled dishes.





### FULLY INTEGRATED DISHWASHER - RAPIDO

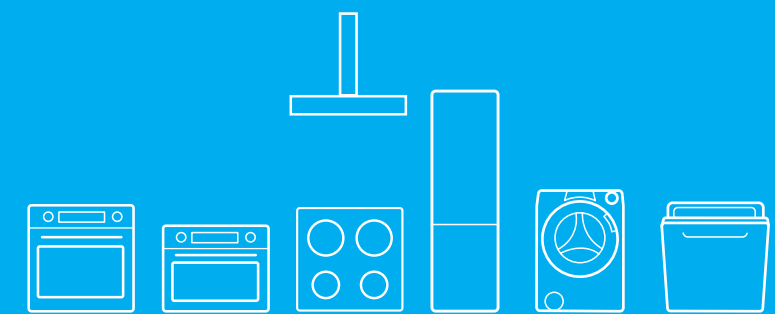
- 14 Place Settings
- 8 Washing Programs
- Fully Integrated
- WiFi+Bluetooth
- 4 Digit Display
- 35' Minutes Quickest Wash & Dry Cycle
- Smart Checkup
- Talking Candy,
- Delay Start
- Anthracite Panel
- Inverter Motor



32901757  
CI 4E7F0A-19

# TECHNICAL DATA

---



Electric Ovens

MODEL	FDC X100	FDC X200	FDC X265	FDC X 605
PRODUCT CODE	33703428	33703488	33703468	33703726
EAN	8059019050355	8059019053660	8059019053110	8059019073804
Type	Conventional	Conventional	Conventional	Convection+fan
Colour	Stainless Steel	Stainless Steel	Stainless Steel	Stainless Steel
Made in	Turkey	Turkey	Turkey	Turkey
Size (cm)				
Energy efficiency class - cavity 1	A	A	A	A
Energy consumption conventional (kWh) - cavity 1	0.98	0.80	0.80	0.98
Energy consumption forced air convection (kWh) - cavity 1	//	//	//	0.78
Cavity capacity (l) - cavity 1	70	70	75	65
Power (W)	2100	2400	2400	2400
Frequency (Hz)	50/60	50/60	50/60	50/60
Voltage (V)	220-240	220-240	220-240	220-240
User interface	No timer (2 knobs)	No timer (2 knobs)	Timer Touch - display: Green	mechanical minute -minder 60'
Cooking method first cavity	Conventional	Conventional	Conventional	Convection + Fan
Cooling fans	No	Yes (Radial)	Yes (Radial)	Yes (Radial)
Cavity Type	Embossed	Embossed	Flat cavity + Embossed Catalytic panels	Embossed
Number of interior lights	1 back	1 back	1 back	1 back
Functions number	4	4	5	8
Functions list	Light, Natural convection, Grill (variable),Bottom	Light, Natural convection, Bottom, Grill (variable),	Light, Natural convection, Grill (Variable), Grill + Turnspit, Bottom+top+turnspit	Light, Defrost, Fan assisted (static + fan), Cooklight, Bottom + Fan, Natural convection, Grill (variable), Pizza,
Panel type	Inox	Inox	Inox	Inox
Knob type	Therm plan - Inox	Therm plan - Inox	Therm plan - Inox	Therm plan - Inox
Door structure with number of glasses	2 glasses	2 glasses	2 glasses	2 glasses
External glass material	Black dotted glass - No frame	Black dotted glass - No frame	Black dotted glass - No frame	Black dotted glass - No frame
Product name/family	IDEA	IDEA	IDEA	IDEA
Handle type	Plan Light Inox	Plan Light Inox	Plan Light Inox	Plan Light Inox
Softclose	No	No	No	No
Integrated Cleaning system	No	Aquactiva	Catalytic	No
Side Racks	No	No	No	No
Telescopic	No	No	No	No
Motorized Turn Spit	No	No	Yes	No
Tray 35mm	1	1	1	1
Grids	1	1	1	2
Special function (WIFI)	None	None	None	None
Plug type	No Plug	No Plug	No Plug	No Plug
Dimensions of the product (mm)	595 x 595 x 568	595 x 595 x 568	595 x 595 x 568	595 x 595 x 568
Required niche (mm)	590 x 560 x 560	590 x 560 x 560	590 x 560 x 560	590 x 560 x 560
Net Weight (kg)	22.30	24.18	27.20	27.20
Gross Weight (kg)	24.00	25.88	28.90	28.90
CBM (m3)	0.269	0.269	0.269	0.266
Dimensions of the packing (mm)	665H x 620W x 652D	665 x 620 x 652	665H x 620W x 652D	665H x 620W x 652D

Electric Ovens

MODEL	FCES663X 19	FCT612X/1	FCT625XL
PRODUCT CODE	33703745	33703212	33703411
EAN	8059019075358	8059019021423	8059019048161
Type	Electric Static Oven	MULT/FAN/MEC.	MULT/FAN/MEC.
Colour	Inox	Stainless Steel	Stainless Steel
Made in	Italy	Turkey	Turkey
Size (cm)	60	60	60
Energy efficiency class - cavity 1	A+	A+	A+
Energy consumption conventional (kWh) - cavity 1	1.22	0.92	0.92
Energy consumption forced air convection (kWh) - cavity 1	//	0.68	0.68
Cavity capacity (l) - cavity 1	gross 84l / net 70l	70	70
Power (W)	2150	2100	2100
Frequency (Hz)	50/60	50/60	50/60
Voltage (V)	220-240	220-240	220-240
User interface	3 knobs, 120' end of cooking	3 knobs	Timer Touch
Cooking method first cavity	static - GAS ELECTRIC	Convection + Fan	Convection + Fan
Cooling fans	Yes	Yes	Yes
Cavity Type	Embossed	Flat	Flat cavity
Number of interior lights	1 lamp	1 Lamp	1 Lamp
Functions number	5	8	8
Functions list	" Light Defrost Back heat Grill (variable)"	"Lamp, Defrosting, Convection+fan (Bottom+Top+Fan), Cook light, Bottom+Fan, Static (Bottom+Top), Grill, Pizza"	"Lamp, Defrost, Convection+ Fan (Bottom+Top+Fan), Cook Light, Bottom Heating +Fan, Conventional (Bottom+Top), Grill, Pizza"
Panel type	Inox	Inox	Inox - with Display
Knob type	New Timeless - Inox	New Timeless	New Timeless Push Pull - Inox Fumè
Door structure with number of glasses	2 glasses	Standard 2 Glass	1 reflective + 1 Float
External glass material	float with Candy logo serigraphy - white line	Transparent Glass with bottom frame	Black - float - Pop evo frame (inox)
Product name/family	Candy New Timeless	New Timeless	New Timeless
Handle type	Candy reference, "bruno oliva"	New Timeless	New Timeless inox fumè
Softclose	No	-	-
Integrated Cleaning system	No	Aquactiva	Aquactiva
Side Racks	No	-	Yes
Telescopic	No	-	Yes
Motorized Turn Spit	No	-	-
Tray 35mm	1	1	1
Grids	No	1	2
Special function (WIFI)	No	-	-
Plug type	No Plug	No Plug	No Plug
Dimensions of the product (mm)	595X596X524	595 x 595 x 568	595 x 595 x 568
Required niche (mm)	590x560x550	590 x 560 x 560	590 x 560 x 560
Net Weight (kg)	38.00	26.60	27.70
Gross Weight (kg)	35.00	28.30	29.40
CBM (m3)	0.279	0.264	0.264
Dimensions of the packing (mm)	650 x 650 x 660	665 x 620 x 640	665 x 620 x 640



Electric Ovens

MODEL	FCT625NXL/E	FCP815X E0/E	FC6M663X 19
PRODUCT CODE	33703300	33702277	33703743
EAN	8059019031712	8016361967670	8059019075334
Type	Fan Assisted	MULT/FAN/MEC.	Electric MF Oven
Colour	Black	Stainless Steel	Inox
Made in	Turkey	Turkey	Italy
Size (cm)		60	60
Energy efficiency class - cavity 1	A+	A+	A
Energy consumption conventional (kWh) - cavity 1	0.92	0.92	1.22
Energy consumption forced air convection (kWh) - cavity 1	0.68	0.68	//
Cavity capacity (l) - cavity 1	70	70	gross 84l / net 70l
Power (W)	2100	2200	2900
Frequency (Hz)	50/60	50/60	50/60
Voltage (V)	220-240	220-240	220-240
User interface	Timer Touch (Green)	Timer touch	3 knobs, 120' end of cooking
Cooking method first cavity	Convection + Fan	Convection + Fan	Multi function - GAS ELECTRIC
Cooling fans	Yes	Yes	Yes
Cavity Type	Flat cavity	Flat cavity	Embossed
Number of interior lights	1 back	1 Lamp	1 lamp
Functions number	8	10	9 with circular element
Functions list	Lamp , -defrost , -Convection+fan, -Cooklight,-Bottom+fan,- Static, -Grill,-Pizza	Light, Natural convection, Defrost, Pizza, Grill (variable), Multilevel (ring + fan), Bottom + Fan, Cooklight, Wifion, Wifireset,	lamp, Natural convection, bottom, top, grill+rotisserie, fan grill, multifunction, fan forced (circular+fan), defrost (fan)
Panel type	Black Glass	Inox - with Display	Inox
Knob type	NEW TIMELESS PUSH PULL	New Timeless - Inox	New Timeless - Inox
Door structure with number of glasses	1 reflective + 1 Float	1 reflective + 1 Float	2 glasses
External glass material	- - float - No frame	Black - float - Pop evo frame (inox)	float with Candy logo serigraphy - white line
Product name/family	NEW TIMELESS	New Timeless	Candy New Timeless
Handle type	New Timeless	New Timeless	Candy reference, "bruno oliva"
Softclose	No	-	No
Integrated Cleaning system	Aquactiva	Aquactiva	No
Side Racks	Yes	Yes	No
Telescopic	Yes	-	No
Motorized Turn Spit	No	-	No
Tray 35mm	1	1	1
Grids	1	2	No
Special function (WIFI)	None	Wi-Fi + Bluetooth	No
Plug type	-	No Plug	No
Dimensions of the product (mm)	595 x 595 x 568	595 x 595 x 568	595x595x545
Required niche (mm)	590 x 560 x 560	590 x 560 x 560	590x560x550
Net Weight (kg)	28.80	28.7	38.00
Gross Weight (kg)	30.50	30.4	35.00
CBM (m3)	0.264	0.264	0.279
Dimensions of the packing (mm)	665 x 620 x 640	665 x 620 x 640	650 x 650 x 660

Electric Ovens

MODEL	FC6M663N 19	FC6M662DN 19	FCE943LX-19
PRODUCT CODE	33703744	33703742	33703701
EAN	8059019075341	8059019075327	8059019071701
Type	Electric MF Oven	Electric MF Oven	Electric Oven
Colour	black glass	black glass	Black
Made in	Italy	Italy	Italy
Size (cm)	60	60	90x48
Energy efficiency class - cavity 1	A	A	A
Energy consumption conventional (kWh) - cavity 1	1.22	1.22	1.22
Energy consumption forced air convection (kWh) - cavity 1	//	//	1.88
Cavity capacity (l) - cavity 1	gross 84l / net 70l	gross 84l / net 70l	gross 84l / net 70l
Power (W)	2900	2900	3050
Frequency (Hz)	50/60	50/60	50/60
Voltage (V)	220-240	220-240	220-240
User interface	3 knobs, 120' end of cooking	2 knobs + display	3 knobs, 120' end of cooking
Cooking method first cavity	Multi function - GAS ELECTRIC	Multi function - GAS ELECTRIC	Multi function - GAS ELECTRIC
Cooling fans	Yes	Yes	Yes
Cavity Type	Embossed	Flat	Flat
Number of interior lights	1 lamp	1 lamp	2 halogen Lamps
Functions number	9 with circular element	9 with circular element	9 with circular element
Functions list	lamp, Natural convection, bottom, top, grill+rotisserie, fan grill, multifunction, fan forced (circular+fan), defrost (fan)	lamp, Natural convection, bottom, top, grill+rotisserie, fan grill, multifunction, fan forced (circular+fan), defrost (fan)	"lamp, Natural convection, bottom, top, grill+rotisserie, fan grill, multifunction, fan forced (circular+fan), defrost (fan)"
Panel type	black glass	black glass	Stainless steel
Knob type	New Timeless - Inox	New Timeless - Inox	Candy New Timeless
Door structure with number of glasses	2 glasses	2 glasses	2 glasses
External glass material	float with Candy logo serigraphy - white line	float with Candy logo serigraphy - white line	float with Candy logo serigraphy - white line
Product name/family	Candy New Timeless	Candy New Timeless	Candy New Timeless
Handle type	Candy reference, "bruno oliva"	Candy reference, "bruno oliva"	Candy reference, "bruno oliva"
Softclose	No	No	No
Integrated Cleaning system	No	No	No
Side Racks	No	Yes	Yes
Telescopic	No	No	No
Motorized Turn Spit	No	No	No
Tray 35mm	1	1	1
Grids	No	Yes	No
Special function (WIFI)	No	No	No
Plug type	No	No	No
Dimensions of the product (mm)	595x595x545	595X596X524	860x550x480
Required niche (mm)	590x560x550	560x550x600	950x690x660
Net Weight (kg)	38.00	32.40	50.60
Gross Weight (kg)	35.00	29.60	46.00
CBM (m3)	0.279	0.281	0.433
Dimensions of the packing (mm)	650 x 650 x 660	665 x 640 x 660	950x690x660

Gas Ovens

MODEL	FCG663N-19	FCG663X-19	FCG942DLX-19
PRODUCT CODE	33703702	33703704	33703705
EAN	8059019071718	8059019071732	8059019071749
Type	Gas Oven	Gas Oven	Gas Oven
Made in	Italy	Italy	Italy
Size (cm)	60	60	90 x 48
Colour	Black	Inox	Inox
Cavity volume (ltr)	gross 84l / net 71l	Gross 84 / Net 71 Ltr	74 Net/100 Gross
Total Power (W)	50W	50W	70W
(Hz)	50/60	50/60	50/60
Voltage (V)	220-240 V	220-240 V	220-240 V
User interface	3 knobs, 120' minute minder	3 knobs, 120' minute minder	electronic minute minder (red LED)
Type (Static, Fan, Fan Assisted, Multifunction)	GAS OVEN - GAS GRILL	GAS OVEN - GAS GRILL	GAS - GAS grill
External Ventilation Syst	Yes	Yes	Cooling fan
Cavity	Side Racks	Flat with Side Racks	Wire Grids
Internal Light	1 lamp	1 lamp	1 halogen Lamp
N of functions	4	4	4
List of functions	"Lamp, Gas grill, gas cooking, gas grill with rotisserie"	"Lamp, Gas grill, gas cooking, gas grill with rotisserie"	Lamp - Gas - Grill + Gas - Grill gas + Turnspit
Control Panel	black glass	Stainless steel	Stainless steel
Display			Electronic minute minder (red LED)
Knobs	2 Knobs	3	Brushed metal finishing
Inner Door	2 glasses	2 glasses	2 glasses
Outer Door	float with Candy logo serigraphy		Transparent glass
Aesthetic	Candy reference		
Handle Type	Candy reference, "bruno oliva"	Bruno oliva/Inox	Candy reference, "bruno oliva"
Cat. Panels			
Lateral Wire Grids	No	Yes	Yes
Turnspit	Yes	Yes	Yes
Tray	1	1	1
Grids	1	1	1
jets installed	G30 LPG	G30 LPG	G30 LPG
Gas preset (alternative jets)	ricambi G20	ricambi G20	ricambi G20
Dimensions of the product (mm)	595x595x545	595x595x545	869x566x478
Required niche (mm)	590x560x550	590x560x550	860x550x480
Net Weight (kg)	29.9	32.5	49.2
Gross Weight (kg)	32.6	36	54
CBM (m3)	0.281	0.281	0.433
Dimensions of the packing (mm)	660x650x650	660x650x650	950x690x660

Gas Ovens

MODEL	FCG962DX-19	FCG962DN-19
PRODUCT CODE	33703703	33703706
EAN	8059019071725	8059019071756
Type	Gas Oven	Gas Oven
Made in	Italy	Italy
Size (cm)	90 x 60	90 x 60
Colour	Inox	Black
Cavity volume (ltr)	118 Net /141 Gross	141 gross /118 net
Total Power (W)	160W	85 W
(Hz)	50/60	50/60
Voltage (V)	220-240 V	220-240 V
User interface	electronic minute minder (white LED)	electronic minute minder (white LED)
Type (Static, Fan, Fan Assisted, Multifunction)	static GAS - GAS grill	static GAS - GAS grill + Fan
External Ventilation Syst	Cooling fan	cooling fan
Cavity	Wire Grids	Wire Grids
Internal Light	2 halogen Lamp	2 halogen Lamp
N of functions	5	5
List of functions	Lamp - gas cooking - gas grill - gas cooking+turnspit - gas grill+turnspit	Lamp - gas cooking - gas grill - gas cooking+turnspit - gas grill+turnspit
Control Panel	Stainless steel	Stainless steel
Display	Touch control timer	Touch control timer
Knobs	Brushed metal finishing	Brushed metal finishing
Inner Door	2 glasses	2 glasses
Outer Door	float	float
Aesthetic		
Handle Type	Candy custom	Candy reference, "bruno oliva"
Cat. Panels		
Lateral Wire Grids	Yes	Yes
Turnspit	Yes	Yes
Tray	1	1
Grids	1	1
jets installed	G30 LPG	G30 LPG
Gas preset (alternative jets)	ricambi G20	ricambi G20
Dimensions of the product (mm)	895x595x550	895x595x573
Required niche (mm)	860x600x550	860x600x550
Net Weight (kg)	55.3	54.4
Gross Weight (kg)	61.4	61.4
CBM (m3)	0.506	0.48
Dimensions of the packing (mm)	970x745x700	970x745x700

Microwaves

MODEL	MIC440VNTX-19	MIC20GDFX-19	MIC25GDFX-19
PRODUCT CODE	38900670	38900135	38900134
EAN	8016361989047	8016361955837	8016361955820
Type	MICRO + GRILL + OVEN	MWO + GRILL	MWO + GRILL
Technical Datas			
Oven Capacity (lt)	44 L	20L	25L
Microwave Output Power (W)	900W	800W	900W
Input Voltage/Hertz	230-240V 50Hz	230-240V 50 Hz	230-240V 50 Hz
Input Power (microwave) - Energy rating	3350W	1250W	1450W
Grill Heater - Upper	Sheath	YES - QUARTZ	YES - QUARTZ
Grill upper power (W)	1750W	1000W	1000W
Grill bottom type	Sheath		
Grill bottom power (W)	600W		
Microwave + Grill (W)	3350W		
Microwave + Fan Grill (W)	3350W		
Convection position	Rear		
Features			
Power Levels	5	8	8
Auto menus	13	10	10
Electronic / mechanical	Electronic	Electronic	Electronic
Digital Clock	yes	yes	yes
Digital Timer	yes	yes	yes
Defrost	yes	yes	yes
Glass/enamelled turntable	Enamel tray	Glass	Glass
Turntable Diameter	360	245mm	315mm
Rotating Type	Roller	Roller	Roller
End Cooking Signal	yes	yes	yes
Child Saftey Lock	yes	yes	yes
Appearance			
Interior Cavity	Stainless Steel	RAL brushed steel 5%	RAL brushed steel 5%
Control panel	Stainless steel		
Display	Green LED	Green LED	Green LED
Type	Touch+Dial	Buttons & knob	Buttons & knob
Door	Glass+stainless steel		
Open Type	Pull Down	Push button open	Push button open
Weights and dimensions			
Net Weight (kg)	36	15	17
Gross Weight (kg)	42	19	22
Product dimensions (WxDxH mm )	595x568x454	595x324x388	595x400x388
Product cavity (WxDxH mm )	420x420x250	295x314x218	330x369x208
Carton Box (WxDxH mm )	700x670x550	404x650x445mm	500x653x466mm
CBM (m3)	0.26	0.02	0.03

Microwaves

MODEL	MICG25GDFNGCC	MIC34GDFX-19
PRODUCT CODE	38900754	38900717
EAN	8059019082585	8059019052021
Type	MWO+GRILL	MICRO + GRILL + CONVECTION
Technical Datas		
Oven Capacity (lt)	25L	34L
Microwave Output Power (W)	900W	1000W
Input Voltage/Hertz	230-240V	230-240V 50 Hz
Input Power (microwave) - Energy rating	1450W	1550W
Grill Heater - Upper	YES - QUARTZ	YES - ELECTRONIC
Grill upper power (W)	1000W	1100W
Grill bottom type		
Grill bottom power (W)		
Microwave + Grill (W)		
Microwave + Fan Grill (W)		2300W
Convection position		Rear
Features		
Power Levels	MW - 5 ; 1 (Grill); 2(MW+grill)	10
Auto menus	8	12
Electronic / mechanical	Electronic	Electronic
Digital Clock		yes
Digital Timer	Yes	yes
Defrost		yes
Glass/enamelled turntable	Glass	Glass
Turntable Diameter	315mm	315mm
Rotating Type	Roller	Roller
End Cooking Signal		yes
Child Saftey Lock		yes
Appearance		
Interior Cavity		Stainless Steel
Control panel		
Display	Green LED	White LED
Type		Buttons & knob
Door		
Open Type	Push button open	Push button open
Weights and dimensions		
Net Weight (kg)	19.5	22
Gross Weight (kg)	22	25
Product dimensions (WxDxH mm )	595x388x401	595x467.50x388
Product cavity (WxDxH mm )	328x206x368	351x386x249
Carton Box (WxDxH mm )	684x566x484	550x653x466mm
CBM (m3)	0.187	0.17



Gas Hobs

MODEL	CHW6LBX LPG	CHG6BRX LPG	CHG6BF3WPX LPG	CVG6PX LPG
PRODUCT CODE	33802647	33802646	33803248	33803230
EAN	8.01636E+12	8.01636E+12	8.05902E+12	8.05902E+12
Type	LATERAL	Frontal	Big Front	Gas on Glass
Made in	Turkey	Turkey	Italy	Italy
Size (cm)	60	60	60	60
Color of Plate	Inox	Inox	-	-
Color of Knobs	Black	Inox	-	-
Type of Grids	Enamelled	Cast Iron	Open Cast iron grids	Open Cast iron grids
Number of grids	2	2	2	4
Total Power (kW)	7.2	7.2	8kW	7
Gas Type	LPG (G30)	LPG (G30)	G30	G30
Conversion Kit	Natural Gas (G20)	Natural Gas (G20)	G20	G20
Voltage	220-240	220-240	220-240V	220-240V
Number of Burners	4	4	4	4
Location of 1st Burner	Front Left	Front Left	Front Left	Front Left
Type	RAPID	AX	Double Crown	RAPID
Power (kW)	2.7	1 Kw	3.5	2.5
Location of 2nd Burner	Front Right	Front Right	Rear Left	Front Right
Type	AUX	SEMIRAPID	SEMIRAPID	Aux
Power (kW)	1	1.75	1.75	1
Location of 3rd Burner	Back Right	Back Right	Rear Right	Back Right
Type	SEMI-RAPID	SEMIRAPID	SEMIRAPID	SEMIRAPID
Power (kW)	1.75	1.75	1.75	1.75
Location of 4th Burner	Back Left	Back Left	Front Right	Back Left
Type	SEMI.RAPID	RAPID	Aux	SEMI.RAPID
Power (kW)	1.75	2.7	1	1.75
Location of 5th Burner	-	-	-	-
Type	-	-	-	-
Power (kW)	-	-	-	-
Length power cable	1034mm	1034mm	-	-
Product Dimension (mm)	510X595X8	510 x 595 x8	600x510x45.5	600x510x45.5
Built-in Dimenion (mm)	480 x 560 x 40	480 x 560 x 35	560x480x49	560x480x49
Net Weight (kg)	6.7	8.3	10	11
Gross Weight (kg)	7.1	8.7	12	13.1
CBM (m3)	0.045	0.045	0.058	0.069
Dimensions of the packing (mm)	127x634x556	127x634x556	69x60x14	69x60x14

Gas Hobs

MODEL	CHG938WPLX LPG	CHG938WPX LPG	CVG938WPB LPG
PRODUCT CODE	33803242	33803235	33803244
EAN	8.05902E+12	8.05902E+12	8.05902E+12
Type	Gas on Metal - Lateral Knob	Gas on Metal - Frontal Knob	Gas on Glass - Black Vitroceramic
Made in	Italy	Italy	Italy
Size (cm)	90	90	90
Color of Plate	Inox	Inox	Black Ceramic Glass
Color of Knobs	-	-	-
Type of Grids	Open Cast iron grids	"Cast iron grids Wok support"	Cast Iron Grids
Number of grids	3	3	5
Total Power (kW)	11	11.3	10.8
Gas Type	G30	G30	G30
Conversion Kit	G20	G20	G20
Voltage	220-240V	220-240V	220-240V
Number of Burners	5	5	5
Location of 1st Burner	Front Left	Front Left	Front Left
Type	RAPID	RAPID	RAPID
Power (kW)	3	3	3
Location of 2nd Burner	Rear Left	Rear Left	Rear Left
Type	SEMIRAPID	SEMIRAPID	SEMIRAPID
Power (kW)	1.75	1.75	1.75
Location of 3rd Burner	Rear Right	Rear Right	Rear Right
Type	SEMIRAPID	SEMIRAPID	SEMIRAPID
Power (kW)	1.75	1.75	1.75
Location of 4th Burner	Front Right	Front Right	Front Right
Type	AUX	AUX	AUX
Power (kW)	1	1	1
Location of 5th Burner	Center	Center	Center
Type	Double Crown	Double Crown	Double Crown
Power (kW)	3.5	3.8	3.8
Length power cable	-	-	-
Product Dimension (mm)	860x500x45	900x510x45	900x510x44.5
Built-in Dimenion (mm)	840x480x49	840x480x49	840x480x49
Net Weight (kg)	15	15.2	17.8
Gross Weight (kg)	17.2	17	19.8
CBM (m3)	0.083	0.091	0.098
Dimensions of the packing (mm)	93x580x15	100x60x14	100x60x14

Electric Hobs

MODEL	CLE64X-19	CC64CH	CH64DCK-19
PRODUCT CODE	33803249	33801788	33803250
EAN	8059019066554	8016361954823	8059019066561
Size (cm)	60	60cm	60
COLLECTION	Hotplate Hob	Ceramic Hob Touch	Victro Ceramic - Electric
Color of surface	stainless steel	Black	Black
Made in	Italy	Turkey	Italy
Electrical connection rating (W)	7000 W	6500 W	5900 W
Number of power levels	-	10	12
Location of control panel	-	Frontal	Lateral
Basic surface material	stainless steel	Vitroc ceramic	Vitroc ceramic
Type of frame	-	No	-
Glass Finishing	-	black	Cut Glass
Color of frame	-	No	-
Dimensions of the product (mm)	580 x 500	590 x 520	600 x 520
Dimensions of the niche (mm)	560 x 480 x 40	560 x 490	560x480x50
Number of radiant s	-	4	4 (1 double)
Location of 1st heating element	Front Left	Front Left	Front Left
Dimension of 1st heating element (mm) - Max with Booster	180 - 2000W	155mm - 1200W	Hi-light cooking zone Ø 140 mm - 1200 W
Location of 2nd heating element	Front Right	Rear Left	Rear Left
Dimension of 2nd heating element (mm)	145 - 1500W	220mm - 2300W	"Double hi-light cooking zone Ø 180/120 mm - 1700/700 W"
Location of 3rd heating element	Back Right	Rear Right	Rear Right
Dimension of 3rd heating element (mm)	180 - 2000W	190mm - 1800W	Hi-light cooking zone Ø 140 mm - 1200 W
Location of 4th heating element	Back Left	Front Right	Front Right
Dimension of 4th heating element (mm) - Max with Booster	145 - 1500W	155mm - 1200W	Hi-light cooking zone Ø 180 mm - 1800 W
Location of 5th heating element	-	-	-
Dimension of 5th heating element (mm) - - Max with Booster	-	-	-
Child Lock	-	"yes (combi) + e -"	No
Over-heating Alert yes/no	-	Yes	No
Over Spillage Alert yes/no (Buzz Alert)	-	Yes	No
Heating Indicator yes/no	-	Yes	Yes
Included plug (Type)	Only cable, No plug	Wire without plug	No
Power Management	-	Yes	No
Electronic timer	-	Yes	No
Connection	220-240V 50/60 Hz	220-240 V 50/60 Hz	220-240/380-415 V 3N 50-60 Hz
UM languages	EN- AR	EN-AR	EN-AR
Net Weight (kg)	9.5	7.4	10.2
Gross Weight (kg)	11.3	8.1	11.8
CBM (m3)	0.006	0.041	0.056
Dimensions of the packing (mm)	665x585x165	950x690x633	660x585x145

Electric Hobs

MODEL	CH64CDC-19	CH95CE
PRODUCT CODE	33803252	33803183
EAN	8059019066585	8059019057620
Size (cm)	60	90
COLLECTION	Victro Ceramic - Electric	Ceramic Hob
Color of surface	Black	Black
Made in	Italy	Italy
Electrical connection rating (W)	5900 W	8500W
Number of power levels	9	-
Location of control panel	Frontal	Frontal
Basic surface material	Vitroc ceramic	Vitroc ceramic
Type of frame	No	No
Glass Finishing	flat glass	Cut Glass
Color of frame	No	Brushed metal
Dimensions of the product (mm)	600 x 520	900x520x4
Dimensions of the niche (mm)	560x480x50	840x480x50
Number of radiant s	4 (1 double)	5 (3 double)
Location of 1st heating element	Front Left	Front Left
Dimension of 1st heating element (mm) - Max with Booster	"Double hi-light cooking zone Ø 180/120 mm - 1700/700 W"	""Hi-Light"" double zone Ø 180/120 mm 1700/700 W"
Location of 2nd heating element	Rear Left	Rear Left
Dimension of 2nd heating element (mm)	Hi-light cooking zone Ø 140 mm - 1200 W	""Hi-Light"" single zone Ø 145 mm 1200 W"
Location of 3rd heating element	Rear Right	Center
Dimension of 3rd heating element (mm)	Hi-light cooking zone Ø 180 mm - 1800 W	""Hi-Light"" double zone (oval) Ø 180 x 260 mm 2200/1400 W"
Location of 4th heating element	Front Right	Rear Right
Dimension of 4th heating element (mm) - Max with Booster	Hi-light cooking zone Ø 140 mm - 1200 W	""Hi-Light"" double zone Ø 210/120 mm 2200/750 W"
Location of 5th heating element	-	Front Right
Dimension of 5th heating element (mm) - - Max with Booster	-	""Hi-Light"" single zone Ø 145 mm 1200 W"
Child Lock	Yes	Yes
Over-heating Alert yes/no	Yes	Yes
Over Spillage Alert yes/no (Buzz Alert)	Yes	Yes
Heating Indicator yes/no	Yes	Yes
Included plug (Type)	No	No
Power Management	min 2500W max 5900W: 100W steps	-
Electronic timer	Yes	-
Connection	220-240/380-415 V 3N 50-60 Hz	-
UM languages	EN-AR	EN-AR
Net Weight (kg)	10.2	13.2
Gross Weight (kg)	11.8	14.6
CBM (m3)	0.056	0.083
Dimensions of the packing (mm)	660x585x145	975x585x145

Domino Hobs

MODEL	CHW23PX LPG	CH32XPK-19	CDH32DC	CE32XPK-19
PRODUCT CODE	33803238	33803254	33803189	33803253
EAN	8059019066424	8059019066615	8059019058283	8059019066592
Type	MODERNA	MODERNA	MODERNA	MODERNA
Made in	Italy	Italy	Italy	Italy
Electrical connection rating (kW)	1,1W	2,9 kW	2,9 kW	3,5 kW
Power supply voltage (V)	220-240 V	220-240 V	220-240 V	220-240 V
Frequency (Hz)	50/60 Hz	50/60 Hz	50/60 Hz	50/60 Hz
Electrical cable	1500mm	1390mm	1390mm	1390 mm
Plug type	no	no	no	no
Location of control panel	Front	Front	Front	Front
Type of control setting device	Knobs	Knobs	touch control	Knobs
Type of knobs	Timeless	Timeless	-	Timeless
Hob color	stainless steel	Glass, black	Glass, black	stainless steel
Flame failure safety device	yes	/	-	yes
Burners ignition	Under-knob	/	-	Under-knob
Pan stands type	Open wire grids	/	-	Open wire grids
Residual heat light	/	Yes	Yes	/
Cooking timer	-	-	Yes	-
Key lock	-	-	Yes	-
No. of cooking zones	2	2	2	2
1st cooking zone location	front	front	front	front
1st cooking zone specification	Semirapid	Mono circuit vitroc. plate	Hi-light cooking zone	Auxiliar
1st cooking zone dimensions	Ø69 mm	Ø145 mm	Ø 140 mm	Ø4 mm
1st cooking zone power	1750	1200	1200 W	1750
2nd cooking zone location	rear	rear	rear	rear
2nd cooking zone specification	Rapid burner	Mono circuit vitroc. Plate	"Double Hi-light cooking zone"	Rapid burner
2nd cooking zone dimensions	Ø94 mm	Ø180 mm	Ø 180/120 mm	Ø94 mm
2nd cooking zone power	3000 Gas	1700	1700/700 Ww	3000 Gas
Total power of cooking zones	4.75kW - Gas	2.9 kW	2,9 kW	4.75kW - Gas
Niche size for installation WxDxH	30x270x490	45x270x490	56x270x480	30x270x490
Net height-width-depth (mm)	288x510	288x510	300x520	288x510
Net Weight (kg)	4	4.8	"3,5"	4
Gross Weight (kg)	5	5.7	5.2	5
CBM (m3)	-	-	-	-
Dimensions of the packing (mm)	35x58x13	36x57x15	37x59x20	35x58x13

Hoods

MODEL	CSD6MXGG	CSD9MXGG	CSD6MX	CSD9MX
PRODUCT CODE	36901735	36901736	36901847	36901846
EAN	8059019043838	8059019043845	8059019059570	8059019059563
Dimensions ( )	60	90	60	90
Finish/Color	Stainless Steel / 430#SS	Stainless Steel / 430#SS	INOX	INOX
Voltage	220-240 V AC	220-240 V AC	220-240 V	220-240 V
Frequency	50HZ	50 HZ	50/60 Hz	50/60 Hz
Motor (number x power)	1 x 45W	1 x65W	2x75W	2x75W
Lighting (number x power - type)	1 x 4W LED LAMP	1 x 4W LED LAMP	1x2.0W Square LED	1x2.0W Square LED
Total power	49W	69W	152W	152W
Controls	Push Button	Push Button	Push button	Push button
Speed leVels	3	3	3 speeds	3 speeds
Energy data				
EEl / Energy Efficiency Index (Class / Value)	B/69.4	C/78.6	E-105.2	E-105.2
AEC / Annual Energy Consumption (kWh/a)	27	38.5	119.7	119.7
FDE / Fluid Dynamic Efficiency (Class / Value)	8.9/E	8.9/E	F-5.3	F-5.3
LE / Lighting Efficiency (Class / Value)	15/D	22/B	A-68	A-30
GFE / Grease Filter Efficiency (Class / Value)	56.8/E	70.9/D	E-59.5	E-59.5
RU - Noise level (dB)	61	67	70	70
Min air flow in normal use QMIN (m3/h)	112.3	126.8	224.5	224.5
Max air flow in normal use QMAX (m3/h)	204.6	249.4	335.2	335.2
Air flow at intensiVe/boost setting QBOOST (m3/h)			-	-
Measured air flow rate at best efficiency point QBEP (m3/h)	105.3	128.9	-	-
Measured air pressure at best efficiency point PBEP (PA)	118	142	-	-
A-weighted Sound Power Emission EN60704 at minimum speed DBMIN (dBa)	45	60	-	-
A-weighted Sound Power Emission EN60704 at maximum speed DBMAX (dBa)	61	67	-	-
A-weighted Sound Power Emission EN60704 at intensiVe or boost speed DBBOOST (ducted-recirculating) (dBa)			-	-
Measured electric power input ai best efficiency point WBEP (W)	38.9	57.3	-	-
Nominal power of the lighting system WL (W)	1X4W	1X4W	2	2
Average illumination of the lighting system on the cooking surface EMIDDLE (lux)	60	90	136	45
Time increase factor f	1.7	1.7		
ACCESSORIES				
Filters antigrease (number x type)	2 x Alu	3 x Alu	2 x Aluminium	3 x aluminium
Carbon filters (code / description / pcs x pack)	010800044/ rounded cartridge/1pcs x pack	010800044/ rounded cartridge/1pcs x pac	Carbon filter(CP918) x 2	Carbon filter(CP918) x 2
Carbon filters (Included / Optional)	Included	Included	Included	Included
Air outlet (mm)	120	120	120	120
Reduction (mm)	No	No	-	-
Wirelengh	1.5mtr	1.5mtr	1,2 m	1,2 m
Plug type	No plug	No plug	No plug	No plug
Product dimensions	600x470x130mm	900x470x130mm	600*500*100	900*500*100
Packaging dimensions	638X165X515	943x170x525	650*160*560	955*160*560
Net weight	4.7	6	5.1	7.5
Gross weight	5.5	7.3	5.7	8.8
CBM (m3)	0.05	0.08	0.058	0.086



Hoods

MODEL	CCH6MXGG	CCH9MXGG	CCH6MX	CCH9MX
PRODUCT CODE	36901733	36901734	36901848	36901845
EAN	8059019043814	8059019043821	8059019059587	8059019059556
Dimensions ( )	60	90	60cm	90cm
Finish/Color	Stainless Steel / 430#SS	Stainless Steel / 430#SS	430SS	430SS
Voltage	220-240 V AC	220-240 V AC	220-240 V	220-240 V
Frequency	50Hz	50Hz	50/60 Hz	50/60 Hz
Motor (number x power)	1*25W	1*25W	1x210W	1x210W
Lighting (number x power - type)	1*1.5w LED	1*1.5W LED	1x 2W multi-bulb LED light	1x 2W multi-bulb LED light
Total power	26.5	26.5	212W	212W
Controls	Push Button	Push Button	Mechanical Push Button	Mechanical Push Button
Speed leVels	3	3	3	3
Energy data				
EEI / Energy Efficiency Index (Class / Value)	A/52.8	A/52.8	C/75.2	C/75.2
AEC / Annual Energy Consumption (kWh/a)	15.1	15.1	78	78
FDE / Fluid Dynamic Efficiency (Class / Value)	E/8.7	E/8.7	C /18.5	C /18.5
LE / Lighting Efficiency (Class / Value)	A/49	A/49	A-65.5	A-39.3
GFE / Grease Filter Efficiency (Class / Value)	E/57.8	E/57.8	C/84.3	C/84.3
RU - Noise level (dB)	52	52	67	67
Min air flow in normal use QMIN (m3/h)	215.9	215.9	420	420
Max air flow in normal use QMAX (m3/h)	285.1	285.1	620	620
Air flow at intensiVe/boost setting QBOOST (m3/h)			-	-
Measured air flow rate at best efficiency point QBEP (m3/h)	181.9	181.9	-	-
Measured air pressure at best efficiency point PBEP (PA)	39	39	-	-
A-weighted Sound Power Emission EN60704 at minimum speed DBMIN (dBa)	44	44	-	-
A-weighted Sound Power Emission EN60704 at maximum speed DBMAX (dBa)	52	52	-	-
A-weighted Sound Power Emission EN60704 at intensiVe or boost speed DBBOOST (ducted-recirculating) (dBa)			-	-
Measured electric power input ai best efficiency point WBEP (W)	22.6	22.6	-	-
Nominal power of the lighting system WL (W)	1.5	1.5	1x 2W	1x 2W
AVerage illumination of the lighting system on the cooking surface EMIDDLE (lux)	74	74	71	71
Time increase factor f	1.7	1.7		
ACCESSORIES				
Filters antigrease (number x type)	2 x aluminium	3 x aluminium	2 x Aluminium	3 x aluminium
Carbon filters (code / description / pcs x pack)	1pcs	1pcs	FCR17 (2pcs x 1pack)	FCR17 (2pcs x 1pack)
Carbon filters (Included / Optional)	Included	Included	included	included
Air outlet (mm)	150	150	150mm	150mm
Reduction (mm)			-	-
Wirelengh	1.5mtr	1.5mtr	1.5M	1.5M
Plug type	No plug	No plug	no plug	no plug
Product dimensions	600*450*786	900*490*786	600*480*638-1000	900*480*638-1000
Packaging dimensions	650*260*505	950*275*535	620*315*540	950*310*540
Net weight	6.2	9.5	8.3	9.8
Gross weight	8.5	12.1	10	12.3
CBM (m3)	0.09	0.14	0.102	0.159

Hoods

MODEL	CBT625/3XX	CBT9240/3X	CBT9240/4XX	CMB655X
PRODUCT CODE	36901611	36901044	36901612	36900720
EAN	8059019014869	8016361979208	8059019014876	8016361920729
Dimensions ( )	60cm	90	90cm	60
Finish/Color	White Painted+ Stainless Steel / 430#SS front rail (80mm height) • Side cap in inox	Sliver painted + Stainless Steel / 430#SS front rail	White Painted+ Stainless Steel / 430#SS front rail (80mm height) • Side cap in inox	Stainless Steel / 430#SS
Voltage	na	220 - 240 V	na	220-230
Frequency	na	50 Hz	na	50/60Hz
Motor (number x power)	2*100w	1*65W	2*100w	1x210W
Lighting (number x power - type)	2*28W Eco Halogen;	1*2W rectangle LED light	2*28W Eco Halogen;	2 x 1.5W LED lamps(LE01)
Total power	256W	67W	256W	213W
Controls	Rocker Switch	Slide switch	Rocker Switch	Electronic switch
Speed leVels	2 speeds	3	2 speeds	3
Energy data				
EEI / Energy Efficiency Index (Class / Value)	E /108.8	B/63.6	E /108.8	C/74.2
AEC / Annual Energy Consumption (kWh/a)	144.8	26.4	144.8	76.7
FDE / Fluid Dynamic Efficiency (Class / Value)	F /4.2	D - 14.4	F /4.2	C/18.7
LE / Lighting Efficiency (Class / Value)	G /1.9	A - 30.0	G /1.9	B/21
GFE / Grease Filter Efficiency (Class / Value)	E/59.5	E - 58.8	E/59.5	C/83.3
RU - Noise level (dB)	67	64	67	67
Min air flow in normal use QMIN (m3/h)	152	211.6	152	425
Max air flow in normal use QMAX (m3/h)	440	329.6	440	620
Air flow at intensiVe/boost setting QBOOST (m3/h)				
Measured air flow rate at best efficiency point QBEP (m3/h)	145.4	157.8	145.4	338
Measured air pressure at best efficiency point PBEP (PA)	165	150	165	312
A-weighted Sound Power Emission EN60704 at minimum speed DBMIN (dBa)	61	57	61	62
A-weighted Sound Power Emission EN60704 at maximum speed DBMAX (dBa)	67	64	67	67
A-weighted Sound Power Emission EN60704 at intensiVe or boost speed DBBOOST (ducted-recirculating) (dBa)				
Measured electric power input ai best efficiency point WBEP (W)	158.1	45.6	158.1	157.0
Nominal power of the lighting system WL (W)	2X28W	2	2X28W	3
AVerage illumination of the lighting system on the cooking surface EMIDDLE (lux)	106	60	106	63
Time increase factor f	1.8	1.5	1.8	1.3
ACCESSORIES				
Filters antigrease (number x type)	2 x Aluminum filters	2xAluminium Filters	2 x Aluminum filters	2 x aluminium
Carbon filters (code / description / pcs x pack)	2 x Charcoal filters	CF152 filter mat	2 x Charcoal filters	FCR17 (2pcs x 1pack)
Carbon filters (Included / Optional)	Included	included	Included	Included
Air outlet (mm)	na	120 mm	na	150
Reduction (mm)	na	NO	na	120mm adaptor
Wirelengh	1.5mtr	1.3mtr	1.5mtr	1.5mtr
Plug type	No plug	No plug	No plug	No plug
Product dimensions	598*298*200mm	900*MIN280-MAX450*175	898*298*200mm	600*500*548-1000
Packaging dimensions	645*225*360mm	950*240*355mm	945*225*360mm	660*385*560
Net weight	8	9.2	9	11.95
Gross weight	9.2	10.6	10.5	14.1
CBM (m3)	0.05	0.08	0.08	0.14

Hoods

MODEL	CMB955X	CVM670LX	CVM970LX	CTS9CX
PRODUCT CODE	36900721	36900354	36900355	36901647
EAN	8016361920736	8016361854826	8016361854833	8059019024486
Dimensions ( )	90	60	90	90
Finish/Color	Stainless Steel / 430#SS	Stainless Steel / 430#SS + tempered glass	Stainless Steel / 430#SS + tempered glass	Stainless Steel / 430#SS + black front glass
Voltage	220-230	220-230	220-230	220-240 V
Frequency	50/60Hz	50/60Hz	50/60Hz	50HZ
Motor (number x power)	1x210W	1x210W	1x210W	1X380W (AT31-1)
Lighting (number x power - type)	2 x 1.5W LED lamps(LE01)	2 x 1.5W one bulb LED lamps(LE02)	2 x 1.5W one bulb LED lamps(LE02)	2X1.5W round LED (LSD-H)
Total power	213W	213W	213W	383W
Controls	Electronic switch	Electronic switch	Electronic switch	touch control (AYD-051)
Speed leVels	3	4	4	3
Energy data				
EEl / Energy Efficiency Index (Class / Value)	C/74.2	D/87.3	D/87.3	A/47.7
AEC / Annual Energy Consumption (kWh/a)	76.7	94.4	94.4	57
FDE / Fluid Dynamic Efficiency (Class / Value)	C/18.7	D/13.2	D/13.2	A/33.1
LE / Lighting Efficiency (Class / Value)	C/18	B/23.8	B/20.8	A/29.8
GFE / Grease Filter Efficiency (Class / Value)	C/83.3	C/84.3	C/84.3	
RU - Noise level (dB)	67	68	68	74
Min air flow in normal use QMIN (m3/h)	425	388.5	388.5	353.7
Max air flow in normal use QMAX (m3/h)	620	545	545	641.45
Air flow at intensiVe/boost setting QBOOST (m3/h)				978.2
Measured air flow rate at best efficiency point QBEP (m3/h)	338	295.3	295.3	512.9
Measured air pressure at best efficiency point PBEP (PA)	312	265	265	430
A-weighted Sound Power Emission EN60704 at minimum speed DBMIN (dBa)	62	62	62	65
A-weighted Sound Power Emission EN60704 at maximum speed DBMAX (dBa)	67	68	68	73
A-weighted Sound Power Emission EN60704 at intensiVe or boost speed DBBOOST (ducted-recirculating) (dBa)				74
Measured electric power input ai best efficiency point WBEP (W)	157.0	165.6	165.6	185.2
Nominal power of the lighting system WL (W)	3	2X1.5	2X1.5	4
AVerage illumination of the lighting system on the cooking surface EMIDDLE (lux)	54	71	62	119
Time increase factor f	1.3	1.5	1.5	0.8
ACCESSORIES				
Filters antigrease (number x type)	3 x aluminium	1 x aluminium	1 x aluminium	3 aluminium panels
Carbon filters (code / description / pcs x pack)	FCR17 (2pcs x 1pack)	FCR17 (2pcs x 1pack)	FCR17 (2pcs x 1pack)	CF110 (2pcs x 1pack)
Carbon filters (Included / Optional)	Included	Included	Included	Included
Air outlet (mm)	150	150	150	150
Reduction (mm)	120mm adaptor	120mm adaptor	120mm adaptor	120
Wirelengh	1.5mtr	1.5mtr	1.5mtr	1.5mtr
Plug type	No plug	No plug	No plug	No plug
Product dimensions	900*500*548-1000	595*500*550	895*500*550	900*505*980
Packaging dimensions	960*385*560	655*375*560	955*405*555	955*570*390
Net weight	14.1	13.2	15.6	14.5
Gross weight	16.75	15.2	18.2	17
CBM (m3)	0.21	0.14	0.22	0.21

Hoods

MODEL	CVM1970LX	CMB1970LX	CVMA60N	CVMA90N
PRODUCT CODE	36900382	36900436	36900730	36900729
EAN	8016361856967	8016361868441	8016361920828	8016361920828
Dimensions ( )	90	90	60	90
Finish/Color	Stainless Steel / 430#SS + tempered glass	Stainless Steel / 430#SS	Black paint+black tempered glass	Black paint+black tempered glass
Voltage	220-230	220-230	220-230	220-230
Frequency	50/60Hz	50/60Hz	50/60Hz	50/60Hz
Motor (number x power)	1x210W	1x210W	1x210W	1x210W
Lighting (number x power - type)	4 x 1.5W one bulb LED lamps(LE02)	4x 1.5W one bulb LED lamps(LE02)	2x 1.5W nine blub LED lamps	2x 1.5W nine blub LED lamps
Total power	216W	216W	213W	213W
Controls	Electronic switch	Electronic switch	Touch control	Touch control
Speed leVels	3	3	4	4
Energy data				
EEl / Energy Efficiency Index (Class / Value)	D/88	D/86.2	A/54.7	A/54.7
AEC / Annual Energy Consumption (kWh/a)	96.5	95.7	43	43
FDE / Fluid Dynamic Efficiency (Class / Value)	D/13.2	D/14.2	A/29.1	A/29.1
LE / Lighting Efficiency (Class / Value)	B/18.7	D/15.1	A/29.6	A/29.6
GFE / Grease Filter Efficiency (Class / Value)	C/84.3	D/71.6	D/69	D/69
RU - Noise level (dB)	70	69	62	62
Min air flow in normal use QMIN (m3/h)	388.5	399.6	407	407
Max air flow in normal use QMAX (m3/h)	545	572.4	502	502
Air flow at intensiVe/boost setting QBOOST (m3/h)			611	611
Measured air flow rate at best efficiency point QBEP (m3/h)	323.5	231.4	297	297
Measured air pressure at best efficiency point PBEP (PA)	265	265	386	386
A-weighted Sound Power Emission EN60704 at minimum speed DBMIN (dBa)	62	64	58	58
A-weighted Sound Power Emission EN60704 at maximum speed DBMAX (dBa)	70	69	62	62
A-weighted Sound Power Emission EN60704 at intensiVe or boost speed DBBOOST (ducted-recirculating) (dBa)			67	67
Measured electric power input ai best efficiency point WBEP (W)	165.6	167.9	109.5	109.5
Nominal power of the lighting system WL (W)	4X1.5	4X1.5	2X1.5	2X1.5
AVerage illumination of the lighting system on the cooking surface EMIDDLE (lux)	112	91	86	86
Time increase factor f	1.5	1.5	1	1
ACCESSORIES				
Filters antigrease (number x type)	1 x aluminium	3 x aluminium	1 x aluminium	1 x aluminium
Carbon filters (code / description / pcs x pack)	FCR17 (2pcs x 1pack)	FCR17 (2pcs x 1pack)	FCR17 (2pcs x 1pack)	FCR17 (2pcs x 1pack)
Carbon filters (Included / Optional)	Included	Included	Included	Included
Air outlet (mm)	150	150	150	150
Reduction (mm)	120mm adaptor	120mm adaptor	120mm adaptor	120mm adaptor
Wirelengh	1.5mtr	1.5mtr	1.5mtr	1.5mtr
Plug type	No plug	No plug	No plug	No plug
Product dimensions	1200*600*636	900*600*650	600*418*900	900*418*900
Packaging dimensions	995*470*675	995*470*670	635*545*510	945*545*510
Net weight	25	21.8	18.8	18.8
Gross weight	28	25.4	20.6	20.6
CBM (m3)	0.31	0.31	0.18	0.26

Fridges

MODEL	CKBBF 172 KN
PRODUCT CODE	34901592
EAN	8059019079721
Brand	CANDY
Type	Built-IN
Handle (External / Metal / Integrated)	Integrated
Energy efficiency class - EU / ESMA	A+
Climate class	T
Freezer compartment star rating	4 STARS
Energy consumption kWhr / year	276
Energy consumption (ESMA) per 24 h	0.757
Gross capacity (l)	-
Net capacity (l)	247
Net capacity fridge compartment (l)	240
Net capacity freezer compartment (l)	190
Freezing capacity / 24 hours	50
Max noise level (dB)	3
Kind of coolant (R134a/R600a)	43
Cooling technology:	12
Number of compressor(s)	R600a
Defrosting Fridge / Freezer (M=manual A=automatic)	C-P
Control system	Logic soft touch buttons plus info LED
Electronic	7
Sky fan	CE
Kit lysteria	-
Connectivity	NO
Temperature range (from>to)	0~10/ □-18□
On/Off setting	YES
Super Cooling (Fridge)	NO
Super Freezing (Freezer)	NO
Holidays function (Stand-by)	NO
ECO function	NO
Lock (buttons)	NO
Alarm door (acoustic)	YES
Unit dimensions with-out handle ( H / W / D) cm	176.9X54X54.5
Depth with open door (cm)	105.7
Net weight / Gross Weight (kg)	63.5
Voltage / frequency	220-240V/50Hz
Input power	100
Fridge Shelves	2+1+1 , FULL TRANSPARENT GLASS with "safety glass" mark, Candy grey profile
Bottle rack nr. / type	YES, CHROMED
Crisper	1, NEW CANDY AESTHETIC 2016 with serigraphy, WITH TELESCOPIC RAILS
*Chiller area (0 to 3 °C)	yes; new candy 2016 aesthetic with serigraphy, WITH rails
Door Balconies (total)	"1 upper+1 middle +1 bottom; NEW AESTHETIC 2016, serigraphy on bottom balcony; NO silver clips
Reversible door	YES
Freezer Drawer(s)	3, NEW 2016 aesthetic and serigraphy on 1st drawer
Ice cube tray(s)	1
Eggs tray(s)	1
Bottle separator	YES
Height of cutout mm	1771-1774
Width of cutout mm	560
Depth of cutout mm	min 550

Fridges

MODEL	CIO 225E-19	CRU164E-19
PRODUCT CODE	34900570	34900571
EAN Code	8016361959224	8016361959231
Brand	Candy	Candy
Type	B/I One Door 122cm	B/I Under counter 1 door
Total unit gross capacity (l)	205	119
Refrigerator net capacity (l)	182	100
Freezer net capacity (l)****	18	17
Number of compressors	1	1
Number of independent cooling systems	1	1
Cooling technology	Traditional	Traditional
Defrost process fridge section	Automatic	Automatic
Defrost process freezer section	Manual	Manual
Control	Mechanical	Mechanical
Lighting	Yes (Power LED)	Trad. Lamp
Fridge Shelves	3	1
Material of the shelves	Glass	Glass
Total number of door shelves	4	2
Colour of the door shelves	Transparent	White
Number of crispers	1	1
Material of the shelves over Crispers	Glass	Glass
Freezer Compartment	Yes	Yes
Energy efficiency class - EU / ESMA	A+ / 4 Star	A+ / 4 Star
Energy consumption (Kwh/Year)	219.00	177.025
Total annual energy consumption (Kwh/year)	0.6	0.485
Freezing capacity (Kg)	2	2
Rising time-Storage period in event of power failure(h)	10	10
Climatic class	T	T
Noise (dB)	43	43
Refrigerant gas	R600a	R600a
Star rating	4	4
Number of adjustable feet	-	4
Net / Gross Weight (kg)	45 / 48.9	32 / 35.5
Door hinge position	Right	Right
Reversibility door hinge	Yes	Yes
Height (mm) Product	1220	820
Width (mm) Product	540	590
Depth (mm) Product	545	543
Height (mm) Cutout	1225 +1227	820-870
Width (mm) Cutout	560	600
Depth (mm) Cutout	550	550



Fridges

MODEL	CFLO3550E/1-19	CFFO3550E/1-19
PRODUCT CODE	34900567	37900042
EAN Code	8016361959187	8016361959217
Brand	Candy	Candy
Type	B/I Fridge Larder	B/I Fridge Larder
Handle (External / Metal / Integrated)	Integrated	Integrated
Total unit gross capacity (l)	319	228
Refrigerator net capacity (l)	316	-
Freezer net capacity (l)	-	217
Number of compressors	1	1
Number of independent cooling systems	1	1
Cooling technology	Traditional	Traditional
Defrost process fridge section	Automatic	-
Defrost process freezer section	-	Manual
Control	Mechanical	Mechanical
On - green light	-	Yes
Fridge equipment	-	-
Light	SKY LED light	-
Shelves in fridge	5+ 1 Glass Shelves	-
Crisper	2	-
Balconies	4+1	-
Kit Lysteria	Yes	-
Freezer drawers	-	9
Energy efficiency class - EU / ESMA	A+ / 4 Star	A+ / 3 Star
Energy consumption kWhr / year	147.095	271.925
Energy consumption (ESMA) per 24 h	0.403	0.745
Freezing capacity (Kg)	-	10.5
Rising time-Storage period in event of power failure(h)	-	11
Noise Emission (dB)	39	39
Climatic class	T	T
Refrigerant gas	R600a	R600a
Star rating	4	3
Door hinge position	Right	Right
Reversibility door hinge	Yes	Yes
Voltage / frequency	220-240V/50Hz	220-240V/50Hz
Product Dims. (cm) HxWxD	177 x 54 x 54	177 x 54 x 54
Height of cutout mm	1778-1785	1778-1785
Width / Depth of cutout (mm)	560 / 550	560 / 550
Net / Gross Weight (kg)	58 / 63.5	67 / 72.5

Washer Dryer

MODEL	CBWD 8514D-19
PRODUCT CODE	31800325
EAN Code	8016361962354
Made in	China
Loading Type	Front
Type	Washer dryer
Washing capacity (kg)	8
Drying capacity (kg)	5
Built-in / Free standing	Built-In
Maximum spin speed (rpm) - NEW (2010/30/EC)	1400
Color of the body	White
Door Color	White
Door Handle Color	White
Current (A) - Power (W)	10A - 1600W
Product Drum material	Stainless Steel
Energy consumption (wash and dry of full wash load) (kWh)	5.11
Washing performance class - NEW (2010/30/EC)	A
Energy efficiency class - NEW (2010/30/EC) / ESMA	A / 5 Star
Spin drying performance class	A
Water /Energy consumption - ESMA	15444Ltrs / 1439 kWh - per year
Noise level spinning Energy label classification EN 60704	77
WD - Noise level washing Energy label classification EN60704-3	56
Plug type	UK
Electronics	Electronic Touch
Motor	AC
Start delay options	Yes as Button (Up to 24 h.)
Voltage (V) / Frequency (Hz)	220-240 / 50
Programs number	15
Special features	Wool
Rapid Programs	Yes
Connectivity	None
Gross weight (kg)	67
Net weight (kg)	65
Product Height (mm)	820
Product Width (mm)	596
Product Depth (mm)	570
Packing Height (mm)	875
Packing Width (mm)	650
Packing Depth (mm)	600

# Dishwashers

MODEL

PRODUCT CODE

EAN	32901757
Built-in / Free standing	8059019080338
Number of plate settings	Full-integrated
TECHNICAL FEATURES	14
Connectivity	Wi-Fi + Bluetooth
IoT App	hOn
Invert Motor	Yes
Adjustable upper basket	Yes
Safety-stop of lower basket	Yes
Self-cleaning triple filtering system	~
Drying system	Condenser
Foldable Racks	~
Control type	4 Digit
Hinges	Double Movement
Maximum temperature for water intake (Â°C)	60
Plug type	UK
Current (A)	10
Voltage (V)	220-240
PROGRAMMES AND FUNCTIONS	
Number of programmes	8
Automatic programmes	Yes
Rapid Program	~
Half Load	Yes
Rinse Aid indicator light	Yes
End of cycle indicator	Yes with buzzer
Salt light indicator	Yes
Start delay options	1-23 h
AESTHETICS	
Color of the body	Anthracite
Bezel color (only for Built-In products)	~
Rear adjustable feet from front	Yes
PERFORMANCE AND CONSUMPTION	
Energy efficiency class	E
Noise Class	E
Noise level (dB(A) re 1 pW)	47
Energy consumption [100 cycles]	74
Water consumption [per cycle]	10.9
DIMENSIONS	
Height with worktop (mm)	~
Height without worktop (mm)	818
Product Width (mm)	597
Depth (mm)	555
Height of the packed product (mm)	896
Width of the packed product (mm)	640
Depth of the packed product (mm)	676
Net weight (kg)	35.3
Gross weight (kg)	37
CBM (m3)	0.388
Dimensions of the packing (mm)	896x640x676

CI 4E7F0A-19





## Our history

Always alert to changing history, Candy now celebrates **70 years of impressive success** built on our philosophy and by listening to the people we love: you. Thanks to our Italian roots, we combine design skills with the creativity that has always belonged to our culture and our domestic appliances never fail to satisfy expectations.

## It was 1945 when the first all-Italian washing machine was produced: a Candy.

Since then, we've become an intrinsic part of family life by simplifying the way we carry out day-to-day domestic chores. Over time, **our range has broadened to include all kitchen appliances**: ovens, hobs, cooker hoods, fridges and dishwashers. Here at Candy, we're passionate about developing **unique, innovative products** and exploring untapped areas.

## A story that never stops innovating.

Candy's adventure started in 1945 and, more than 70 years later, we are still adding new chapters. We are looking forward to the future, and you?





# Candy: 70 years of records

1945



The 1st Italian washing machine called "Modello 50".

1978



- Candy is the first Italian company to produce
- **No-Frost** refrigerators.
- The **ZOOM** system in washing machine make it possible to shorten wash times considerably.

1989

Candy **Holiday** is the first 33 cm washing machine which is suited to standard bathroom furniture. Candy also launches the first washer-dryer with a depth of just 44 cm.

From  
2000  
awards

Candy is the first to introduce 8/9/10/11 kg washing machines, dryers up to 9/10 kg and top loaders up to 8 kg.

2010

**Easycase** revolutionises the condensation collection system in dryers.

2015



**simply-Fi** is the first range of domestic appliances connected via Wi-Fi.

2014

**Evospace** Maxi Plates is the first dishwasher with capacity for 16 plates.

2019

The **oven range** is implemented with connectivity functions and vocal management through the **simply-Fi App** and the new **hOn App**.

**Candy RapidÓ**

Unique a set of 9 rapid programmes, the new Snap&Wash function and an innovative ergonomic design that guarantees maximum comfort, Candy RapidÓ is the easiest way to save time.

**Candy Brava**

Fastest wash and dry cycle in the market: 39 minutes.




1945

1970

**Brava** is the first super-automatic dishwasher that can manage up to 8 place settings and reduced loads.

1980



- A dishwasher, cooking hob and oven in just one appliance: the **TRIO** arrives on the market.
- Candy introduces the first 5-burner cooker in 60 cm.

1986



The Candy **Alisè** is the first washer-dryer in Europe with an internal condenser.

2006



The **GrandÓ** washing machines have the largest door on the market.

2012



The **Maxi** ovens have the largest cavity, in standard dimensions, on the market.

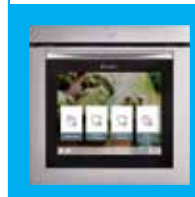
2004



The **Futura** dishwashers are the first to wash 15 place settings.

2017

**Watch&Touch** is the game changer in your kitchen. The only connected oven with full touch total control screen door and integral HD video camera.



**Candy Bianca:** intuitive washing has a new model.



2020

**Candy Nova.**

The connected washing machine with just one button, fully manageable from your smartphone via **hOn App**.



2021

**Snap&Wash via hOn App:** the smart feature that allows to find out which is the best program suited to the laundry amount, type and color thanks to a simple snap of the garments.

