

CANDY

BUILT-IN APPLIANCES

COLLECTION **2020**





BUILT-IN APPLIANCES

COLLECTION 2020

www.candy.ae



BRILLIANT AND SIMPLE IDEAS FOR YOUR DAILY LIFE

Candy continues to offer new ideas, solutions and products that are brilliant, smart and easy to use, with an **accessible positioning** and a constant **touch of Italian style**.

SMART

Candy has a **smart approach** as the brand offers many ideas to **simplify your daily life** with a complete range of **connected products** and unique, **brilliant solutions**.



ACCESSIBLE

Candy has an **accessible positioning** due to both its **value for money proposition** (always offering something more at a lower price compared to competitors) through each product category and its set of **easy-to-use technologies**.

ITALIAN

Candy has an **Italian touch** that you can feel in the products' design, in the **attention to details** and in the brand attitude towards **home living**, food and **lifestyle** in general.



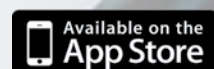
THE WHOLE RANGE OF **DOMESTIC APPLIANCES** THAT COMMUNICATE TO YOU

Today, more and more people organise their lives through a **smartphone**.

Why not use it around the **house** too?

Thanks to Candy simply-Fi, **you can communicate with your appliances,
simply through your mobile devices and the simply-Fi App.**

Download now the simply-Fi App.



On products with Smart Touch technology, the interaction with the appliance is enabled only by
Android smartphones equipped with compatible NFC technology.

SIMPLY-FI OVENS

DO YOU WANT TO CHOOSE AMONG A WIDE VARIETY OF RECIPES?

With the Candy simply-Fi App you have access to an extensive assortment of dedicated recipes, specifically created for the Candy connected ovens and their cooking functions. Just choose your favourite according to your taste and your need!

MORE THAN 200 RECIPES

DO YOU WANT TO ACTIVATE YOUR OVEN REMOTELY?

With the Candy simply-Fi App, you can check and manage your oven remotely, wherever you are. Start or stop preheating and cooking or simply check the status of your oven to be always updated about the time left to cook.

REMOTE CONTROL

WOULD YOU LIKE TO INTERACT WITH YOUR OVEN BY JUST USING YOUR VOICE?

Thanks to the Candy simply-Fi App you can talk to your oven and get tips and suggestions about the best cooking methods of your favourite dishes. Interact with your oven by app, or via digital assistants (Google Assistant and Amazon Alexa).

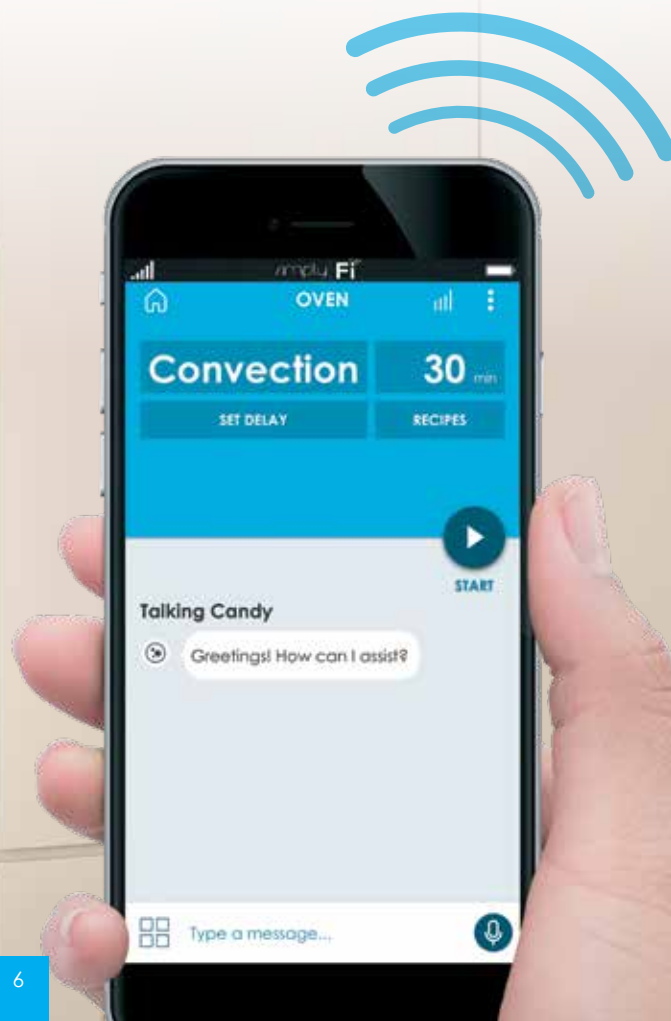


TALKING CANDY

DO YOU WANT YOUR APPLIANCE TO LET YOU KNOW ITS CONDITION?

Check the oven status and ensure smooth functioning of electrical appliances wherever you are. Get practical and useful advices and be always updated through statistics and maintenance check-up, just by using the App.

INFO SYSTEM



SIMPLY-FI REFRIGERATORS

DON'T WASTE YOUR FOOD!

Manage your food storage and get notification when the food is going to expire.

INVENTORY ASSISTANT

WHERE DO I PUT THE FOOD?

Select the food that you want to insert in the fridge by using the App and get suggestions about its location in order to preserve food in a perfect way!

FOOD LOCATOR

WOULD YOU LIKE TO TALK TO YOUR FRIDGE?

Talk and chat to the fridge: change temperature settings, launch special functions or ask for some suggestions!

TALKING CANDY

INCREASE THE FRIDGE POWER WHILE YOU ARE OUT!

Increase cooling power remotely by activating a super boost option through the App. After you've filled the fridge, it automatically sets the previous temperature.

SUPER FREEZING/SUPER COOLING

IS THE BOTTLE READY?

Choose the drink that you want to chill and receive a message when it's ready to drink!

SMART DRINK ASSISTANT

ARE YOU GOING ON HOLIDAY AND WANT TO SAVE ENERGY?

Simply turn off the refrigerator with the special Holiday Mode and restart it remotely via App, whenever you want.

WAKE-UP HOLIDAY



SIMPLY-FI DISHWASHERS

WOULD YOU LIKE TO START THE PERFECT CYCLE IN A SMART AND EASY WAY?

Just select the kind of kitchenware you need to wash, the level of soil and the load.

Candy simply-Fi App will suggest the most appropriate cycle in order to get perfect washing results, in the smartest and easiest way possible.

GUIDED WASHING*

WOULD YOU LIKE TO INTERACT WITH YOUR DISHWASHER, JUST BY USING YOUR VOICE?

You can give vocal commands to your dishwasher via simply-Fi App. Ask to start the cycle or talk to the appliance via App to get suggestions or support in case of need. Moreover, you can activate you dishwasher while you are cooking, via digital butlers Google Home or Amazon Alexa.



TALKING CANDY*

*Only available on Wi-Fi models. Talking Candy is available in these following languages: IT/EN/ES/FR/DE/RU

DO YOU WANT TO MANAGE AND CHECK YOUR DISHWASHER REMOTELY?

Thanks to the Candy simply-Fi App, you can manage your dishwasher, even remotely. Activate or stop the washing cycle even if you are not at home. Check the status and be always updated on the time remaining to the end of the cycle.

REMOTE CONTROL*

DO YOU NEED MORE ADVICES?

Get a world of extra contents and special advices to get the best from your dishwasher.

TIPS&TRICKS

DO YOU WANT TO INCREASE THE ENDURING QUALITY OF YOUR DISHWASHER?

You can give longer life thanks to a System the check the health state of your appliance.

SMART CHECK-UP

SIMPLY-FI WASHER DRYER

YOU CAN'T UNLOAD THE WASHING MACHINE STRAIGHT AWAY?

It's no longer necessary to rush to take the laundry out of the washing machine. Once the cycle is complete, the App gives you the possibility to initiate a cycle of gentle movements to keep your laundry fresh, wherever you are, thanks to wi-fi connectivity.

REFRESH TOUCH

DO YOU WANT MORE FLEXIBILITY IN MANAGING YOUR WASHING TIME?

You can launch and modify washing programmes at any time. It's no longer necessary to be at home to keep on top of the laundry. The App keeps you constantly up to date with the remaining time on your cycle.

START DELAY AND TIME REMAINING

DO YOU WANT TO CHOOSE YOUR OWN WASH SETTINGS?

The App assists you in choosing the washing programme that's best suited to your needs (temperature, dirtiness level, spin, extra rinse, ...). What's more, the Quick Start function allows you to directly access the last programmes you used.

MENU À LA CARTE

DO YOU WANT TO GIVE YOUR WASHING MACHINE A LONGER LIFE?

This function allows you to keep the health status of your appliance always under control, and to receive practical advices to solve the problems by yourself.

SMART CHECK-UP





INDEX

OVENS	16
MICROWAVES AND Compact solutions	34
HOBS	40
HOODS	57
REFRIGERATORS	70
DISHWASHERS	84
WASHING MACHINES	94
TECHNICAL DATA	100
OUR HISTORY	120

NEW TIMELESS



Candy presents **New Timeless**, the range designed to perfectly fit in your kitchen. Modern and versatile design with superior materials and ergonomic shapes: so your appliances are more practical, sturdier and more durable. Everything thought to make your life easier and add a **distinctive touch of quality**.



TIMELESS



Candy is always committed to making the kitchen a friendly place where **creativity**, **technology** and **design** come together to create positive emotions. The Timeless collection provides the different options available to complete any kitchen style. The extensive range is available in different colors



O V E N S

Smart cooking for tasty results



COOKING PLEASURE MADE EASY

Candy's range of ovens offers **smartness mixed with typically Italian design and attention to aesthetical details**. The busy modern life guides people towards ovens that are **easy and quick to use**: Candy has equipped its models with a wide range of cooking functions that work to simplify the user experience, for example the new **Smart Steam Connected oven** that combines the steam function with innovative connectivity features. Enjoy the cooking solutions, fitting with any kind of style, thanks to the stand-alone design statement.

SIMPLIFY YOUR COOKING USING YOUR VOICE

Candy upgraded its Connected Ovens range, the ovens collection equipped with **connectivity functions** and vocal **management VIA APP** or **digital butlers Google Home** or **Amazon Alexa**. Connection-enabled procedures are fast and will leave you **more time** to do anything else, anywhere else.



CANDY CONNECTED OVENS

Candy offers you a wide range of connected ovens: from the simpler model with basic user interface with two knobs to the innovative **smart steam** connected oven, equipped with **steam function** and **unique connectivity features**. completely full touch. Simply-Fi allows you to control and pre-heat your oven remotely: connection-enabled procedures are faster and will leave you more time to do anything else, anywhere else.


You can also choose from a **wide list of recipes:** different courses, tastes, timings and levels of complexity. You will have **a virtual assistant at your disposal** to prepare delicious dishes for your family and guests, without having to steal time from other household chores.

Finally, access to **new and helpful features**, for example, the oven will let you know when you should clean it or it will signal you if something is going wrong and give you the possibility to directly contact the customer service.



LAST MINUTE DINNER? ASK YOUR OVEN

Your friends are coming over for a last-minute dinner and you don't know what to cook? You can choose among **200 automatic recipes** created by expert Italian chefs. Select your recipe and then follow the instructions on the simply-Fi App to prepare your dinner the easiest way.



Choose the recipe you wish on the basis of your specific needs.

You can select different and tasty recipes according to:

- Meal types
- Ingredients
- Geography
- Eating habits
- Seasons
- Smart & simple recipes

There are 3 different ways to choose them:

- Ask your phone vocally
- Digit the recipe you want to find in the search field
- Tap the different tags and create your own combination

At the end, you will have the chosen recipe, the right portions you required (2-4-8 people), its correct timing, function and temperature together with a picture of the final result. Once you have chosen the desired recipe, you just have to start cooking! The Candy simply-Fi app will help you step by step through the whole process for perfect cooking results.

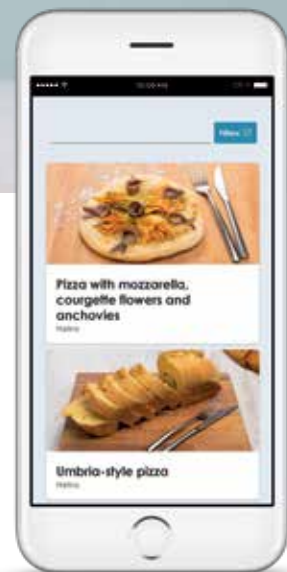




KNEADING THE DOUGH? TALK TO YOUR OVEN

You are busy preparing pizza but you're not sure about the recipe?

You can talk to your oven by simply using your voice. Activate the microphone and ask the App: you will get all the right info about the necessary cooking steps.



LATE FOR TRAFFIC? START YOUR OVEN

Running late for dinner? You can now pre-heat your Candy connected oven remotely through the simply-Fi app.



EXTRA USEFUL ADVICES

The simply-Fi App is featured with new and useful functions besides a wide list of recipes:

- **CLEANING CLAIM:** a service that informs you when it is the right time to clean the oven.
- **TIPS&TRICKS:** get a world of extra contents and special advice to get the best from your oven
- **ONLINE HELP:** thanks to this service you will be directly put in touch with the customer assistance.



A TOUCH OF STEAM TO BAKE AT BEST

With the simple touch of one intuitive button, you can set the steam function and bake the best homemade bread. Plus, more than 50 dedicated steam recipes are always available via simply-Fi App.

- 1 Pour the water into the cavity.
- 2 Select the function.
- 3 Press the STEAM button, which turns the water in the cavity into steam.

You can select up to 3 different STEAM functions



SMART BAKING

Bakery food becomes softer inside and crunchy outside.



SOFTNESS ENHANCED

Cook perfect puddings with no clumps thanks to a **gentle spread of hot air**.



BEST RESULTS

Roast meat thanks to the initial **steam formation** that helps to maintain all the juices inside allowing perfect caramelization at the end.



A COMPLETE SMART COOKING EXPERIENCE



WATCHING

EXPERIENCE THE SPECTACLE OF COOKING

TOTAL CONTROL SCREEN

A 19" user-friendly interface that allows you to easily check the cooking progress anytime.

INTEGRATED DOOR CAMERA

Get a high-resolution close-up of the entire cooking process without even opening the door.

LED VISION

The internal lamp and two rows of lateral LED lights guarantee a 360° optimal visibility.

TOUCHING

MANAGE THE WHOLE COOKING PROCESS WITH A SIMPLE TOUCH

SCREEN ON THE OVEN DOOR

Scroll down the screen on the oven door to find your favourite recipe and select the perfect cooking process.

SINGLE BUTTON

The only button you will deal with is the ON/OFF switch.

SOFT CLOSE

Gentle door closing with great protection against wear and tear.



COOKING

INSPIRING AND INTUITIVE



VIDEO RECIPES

Watch tutorials on the oven touch screen.



PERSONAL PROGRAMMES

Create and save your personal digital library of recipes and cooking paths.



SUGGESTED COOKING PROGRAMMES

More than 70 cooking programmes that suggest the best combination to cook your dishes.



MANUAL MODE

Available for experts and for those who already know what they want.

CANDY OVEN UNIQUENESS



MAXIMUM CAPACITY EVEN IN STANDARD DIMENSIONS

Candy's ovens grant smart big capacity.
From 65 lt up to 75 lt for the standard cavity.



PYROLYTIC CLEANING

This new Aquactiva system, with **steam action**, allows grease **deposits in the oven to be easily removed**. Just pour 300 ml of distilled water on the oven floor and heat it for 30 minutes at 90°. Once the oven has cooled down, you can wipe away any remains with a wet cloth.

AQUACTIVA FUNCTION

These internal panels, coated in **special microporous enamel**, prevent deposits of evaporated fats being left behind and instead transform them into gaseous products which are easy to remove.

CATALYTIC PANELS

ADDITIONAL

Keep everything under control

Thanks to the **intuitive Touch Control function**, you are provided with **cooking information in real-time**.
You can easily set the duration, the beginning and end times of cooking.

TOUCH CONTROL



We all know how important it is to reduce energy consumption.
A large number of Candy ovens are in A + energy class.

ENERGY CLASS A+

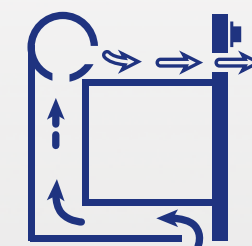
SAFETY

Get a safe cooking experience

The tangential ventilator **allows hot air to exit the oven easily** and ensures that the oven door remains at a stable temperature. Cold air enters from gaps below and creates an upward air current to keep air constantly flowing out of the oven.

VENTILATION SYSTEM

A⁺



GENERAL FUNCTIONS

All the options you need to simplify your day



Do you want to cook healthier meals fast and easily? Thanks to the **Easy Steam** function you can reduce the amount of fat and oil required by adding a touch of steam to your favourite dishes. Simply pour water into the dedicated cavity to turn it into steam and cook lighter meals without giving up on taste.

EASY STEAM

UNIQUENESS



Ventilation is controlled by the rear round heater and the oven internal fan. Hot air is distributed among the trays of the oven. This is ideal for **cooking different types of food at the same time** (without mixing tastes and aromas).

MULTI-LEVEL COOKING



The use of the lower heater only, mainly in static ovens, lets you **dry lower part of the food and boost the leavening**. You can also use the ventilated feature to cook delicate food like sweets, cream puffs, cakes, soufflés, biscuits and pastry.

BOTTOM HEATING



This feature activates the infrared grill heater. It is particularly suitable for cooking medium thickness or thin meat (sausages or ribs). Using ventilated option, the air is sucked in by the fan that **directs it to different foods** at the **desired temperature** ranging from 50°C to 200°C. The ventilated grill offers an **excellent alternative to the rotisserie** and ensures **extraordinary results** with poultry, sausages and red meat, even when cooking large quantities. You can also combine rotisserie and grill to obtain **perfectly browned and crispy food**.

GRILL



Convection is controlled by the **upper and lower heaters** of the oven. This traditional baking method is ideal for food which need to preserve a certain amount of humidity, as roasts and fish.

CONVECTION



The upper and lower heating elements operate with the assistance of a fan inside the oven. The **use of the fan ensures heat distribution** to the whole food surface area and is particularly suitable for pizza, italian focaccia, bread, etc.

FAN ASSISTED COOKING



The enveloping heat of this feature creates the **same cooking conditions as** that found in the **wood burning** ovens that are traditionally used for cooking pizzas.

PIZZA

FCS 100 X/E

SMART

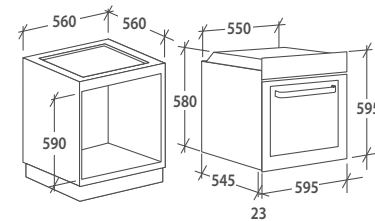


A

ENERGY
CLASS



INNER GLASS
DOOR



STATIC ELECTRIC OVEN

- Embossed cavity, 70 Litres
- Energy class A
- 4 functions
- 2 Knobs
- 1 grid, 1 Tray
- Inox, 2100W

FCS 100 X/E
33702187

FCS 605 X/E

SMART

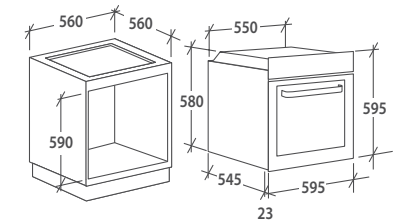


A

ENERGY
CLASS



INNER GLASS
DOOR



MULTIFUNCTION ELECTRIC OVEN

- Embossed cavity, 65 Litres
- Energy class A
- 5 functions
- Fan assisted
- 2 Knobs + Timer Touch - display
- 1 grid, 1 Tray
- Inox, 2100W

FCS 605 X/E
33702196

FCS 245 X/E

SMART

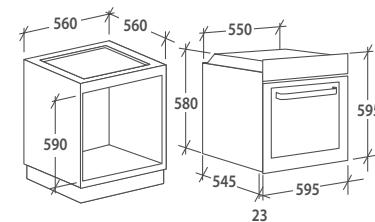


A

ENERGY
CLASS



INNER GLASS
DOOR



STATIC ELECTRIC OVEN

- Embossed cavity, 70 Litres
- Energy class A
- 5 functions
- Timer touch, Fan Cooling
- Digital touch control, 2 Knobs
- Catalytic Panels
- 1 grid, 1 Tray, Turnspit
- Inox, 2100W

FCS 245 X/E
33702192

FCT612X

TIMELESS



A+

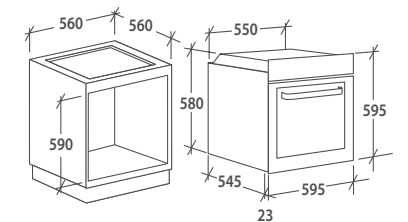
ENERGY
CLASS



INNER GLASS
DOOR



AQUACTIVA



MULTIFUNCTION ELECTRIC OVEN

- Flat cavity, 70 Litres
- Energy class A+
- 8 functions including Pizza
- Fan assisted
- 3 Knobs
- 1 grid, 1 Tray
- Side racks
- Inox, 2100W

33702982
FCT612X

FSCTX615 WIFI

TIMELESS



NEW

A

ENERGY
CLASS



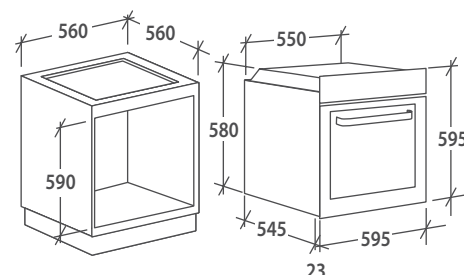
INNER GLASS
DOOR



AQUACTIVA



STEAM



MULTIFUNCTION ELECTRIC OVEN

- Flat cavity, 70 Litres
- Energy class A
- 8 functions including Pizza function
- Fan assisted + Steam
- Digital touch control, 2 Knobs
- Timer touch
- 1 Grid, 1 Trays, Side racks
- Soft-Close: Door
- Aquactiva Cleaning
- BT + WIFI connectivity
- Inox, 2300W

FSCTX615 WIFI
33703012

FCT625XL

TIMELESS

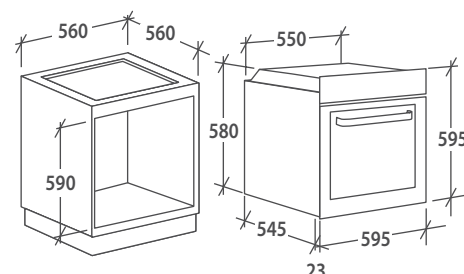


A

ENERGY
CLASS



INNER GLASS
DOOR



MULTIFUNCTION ELECTRIC OVEN

- Flat cavity, 70 Litres
- Energy class A+
- 8 functions including Pizza
- Fan assisted
- 2 Knobs , Digital Touch Timer
- 2 grid, 1 Tray
- Side racks , Telescopic Rails
- Aquactiva Cleaning
- Inox, 2100W

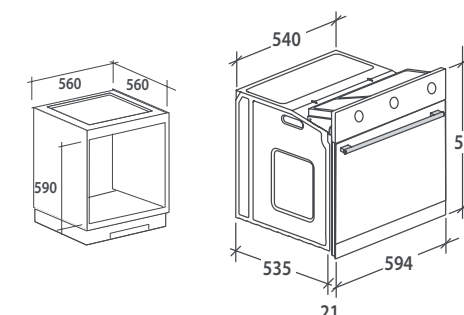
FCT625XL
33703082

FLG203/1X

POP



GAS OVEN



GAS OVEN / ELECTRIC GRILL – 60CM

- Embossed Cavity , 66 Litres
- 5 functions
- Minute minder 60min
- 3 Knobs
- External ventilation system
- 1 grids, 1 Tray, Turnspit
- Inox, 1200W

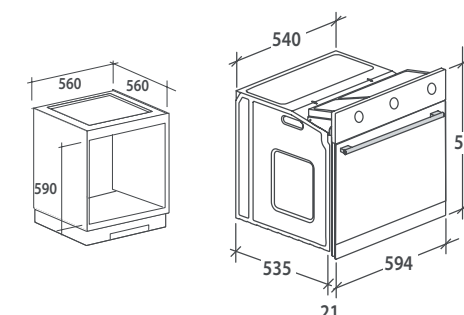
FLG203/1X
33701057

FPG202/1XG

POP



GAS OVEN



GAS OVEN / GAS GRILL – 60CM

- Embossed Cavity , 66 Litres
- 4 functions
- Minute minder 60min, 3 Knobs
- External ventilation system
- 1 grids, 1 Tray, Turnspit
- Inox, 50W

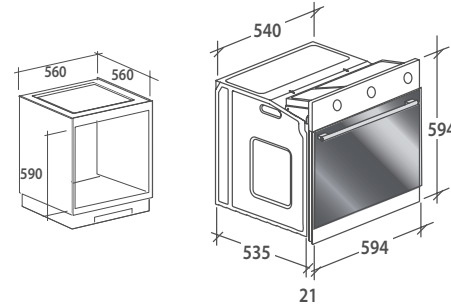
FPG202/1XG
33701065

OVG505/3X

POP



GAS OVEN



GAS OVEN / GAS GRILL + FAN – 60CM

- Embossed Cavity , 66 Litres
- 4 functions
- Minute minder 60min, 3 Knobs
- External ventilation system
- 2 grids, 1 Tray, Oven Fan
- Inox, 50W

OVG505/3X
33701056

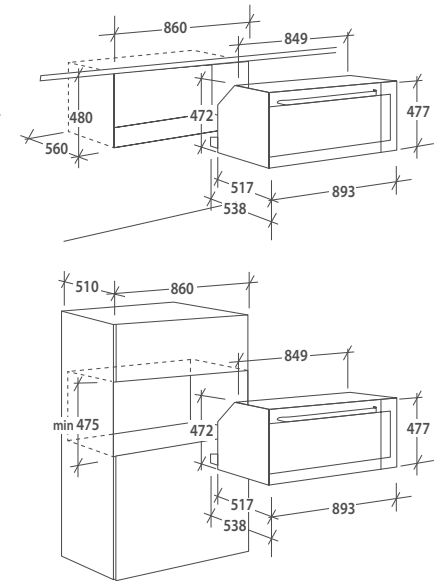
FNP319/1X/E - 90cm

POP



A

ENERGY CLASS



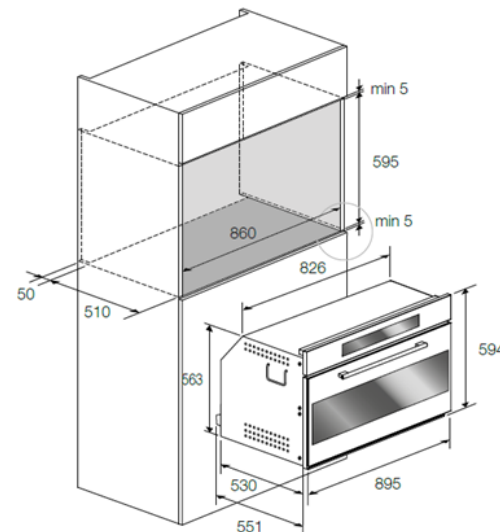
MULTIFUNCTION ELECTRIC OVEN 90CM

- 93 Litres
- Energy class A
- 10 Functions
- 3 Knobs
- Timer 120min End cooking
- External ventilation system
- 1 grid, 2 Trays, Turnspit
- Inox, 2900W

FNP319/1X/E
33703002

FC9P815X - 90cm

POP



BUILT IN OVEN - 90CM

- 105 Litres
- Energy class A
- 9 Functions
- 2 Knobs
- Timer touch
- External ventilation system
- Inox, 3500W

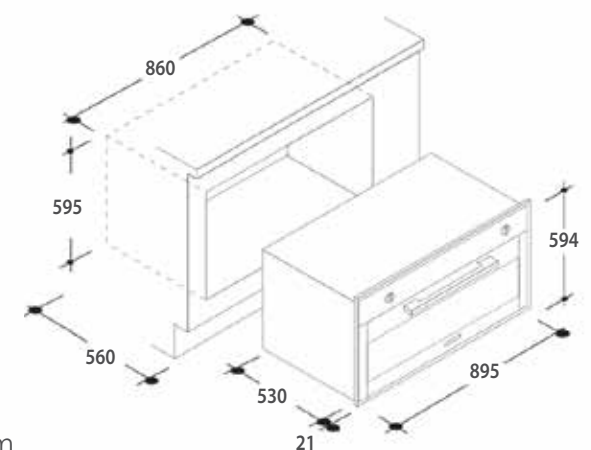
33702950 FC9P815X

FPG2019/1XG - 90cm

POP



GAS OVEN



GAS OVEN / GAS GRILL - 90CM

- 95 Litres
- 4 functions
- Electronic display, 2 Knobs
- Timer 120min End cooking
- External ventilation system
- 1 grid, 2 Trays, Turnspit
- Inox, 100W

33701071 FPG2019/1XG

MICROWAVES & COMPACT SOLUTIONS

Fast cooking for smart lifestyles



A NEW CHEF ASSISTANT IN YOUR KITCHEN

A wide range of products that enriches every kitchen. **Aesthetics combined with functionality in a small and compact electric appliance** that provide faster results together with good performances.

THE SMARTEST AND QUICKEST WAY OF COOKING ANYTHING YOU WANT

The new Candy range of microwaves will be your **best assistant in the kitchen**. With simply-Fi App, you can **learn tips&tricks and surprising alternative ways to use your microwave**.



FEATURES

The ideal appliance to **keep warm dishes, before serving your meals**.



To help in preparing food you can choose one of the **up to 48 cooking functions** that the range provides. You can easily select the food you desire to cook without any effort, now everybody can be a chef.

AUTOMATIC COOKING PROGRAMS

Discover the option that fits your needs



Mechanic or digital range, frame or frameless, all characterized by **functionality and design**, to have the fastest results in cooking.

MICROWAVE OVENS



The functionality of the standard oven in a smaller space combined to the microwave oven, to have the **bigger versatility** in the kitchen. Smaller cavity helps also for a faster cleaning after usage.

COMPACT MICROWAVE OVENS



The ideal appliance to **keep warm dishes, before serving your meals**. The new drawer is ideal for **special cooking procedures** as low temperature cooking, leavening dough, defrosting, melting, drying food, yogurt making and much more. It's equipped with an **improved loading capacity** (22lt) and the **function setting is faster** thanks to the Full Touch Display.

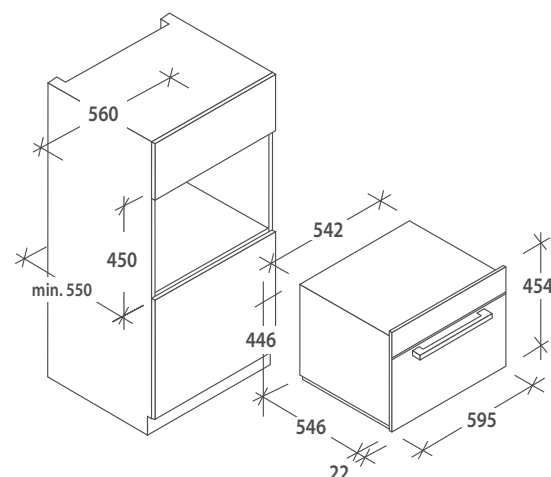
WARMING DRAWER

MIC440VNTX-19

TIMELESS



NEW



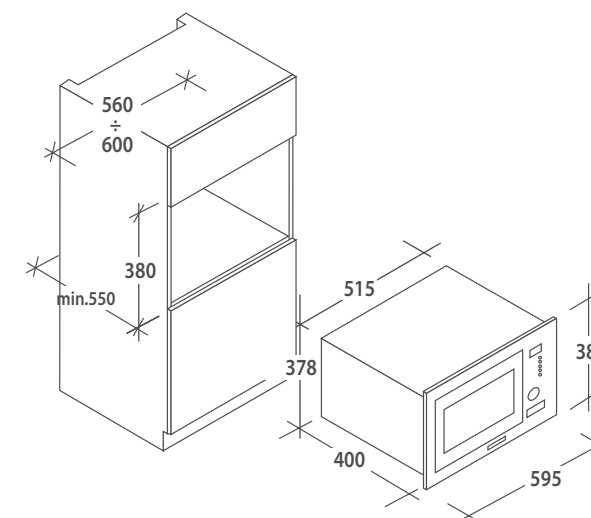
MULTIFUNCTION WITH COMBINATION - MICROWAVE

- Volume 44 Litres
- 5 Power levels
- Electronic Touch Control commands with 2 knobs
- Digital clock and timer
- 13 Auto Menus
- Convection
- Stainless steel cavity
- Pull down door
- 2 Grill racks, Enamel tray
- Grill power: 1.7 kW
- Input power 3.35 kW
- Inox

MIC440VNTX-19
38900670

MIC25GDFX-19

SMART

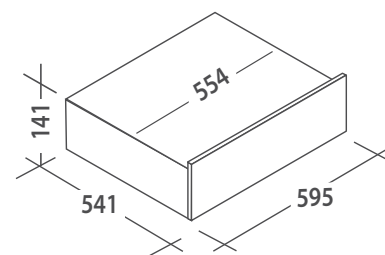


MICROWAVE + GRILL

- Volume 25 Litres
- 8 Power levels
- Electronic Button + 1 Knob
- Digital timer
- 10 Auto Menus
- Stainless steel cavity
- Push Button open door
- 1 Metal rack
- Grill power: 1 kW
- Input power 1.45 Kw
- Inox

MIC25GDFX-19
38900134

CPWD140/3X



WARMING DRAWER 14 CM

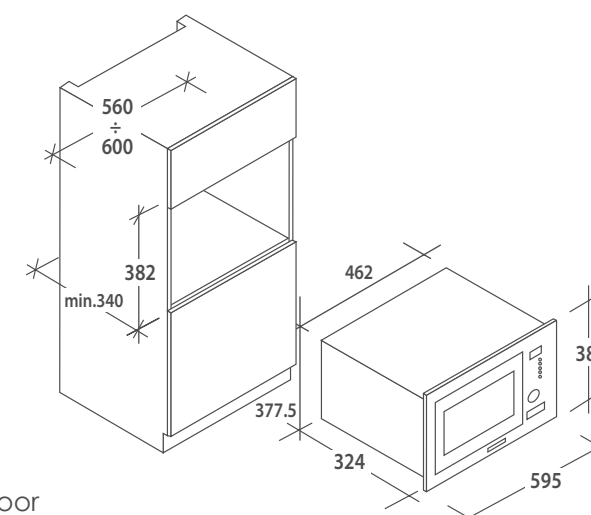
Dough proving, Gentle cooking (slow-cooking), yogurt fermentation, Thawing of delicate foods (Defrost&Soften), Keeping drinks and food warm, Pre-warming & Sterilizing of crockery.

- Volume 22 Litres
- Push Pull System
- Flush touch & LED display
- Soft Close Drawer
- Warm max: 12 plates (26 cm)/ 80 espresso cups
- Convection / Inox Finish
- Power: 1 kW

CPWD140/3X
36000066

MIC20GDFX-19

SMART




MICROWAVE + GRILL

- Volume 20 Litres
- 8 Power levels
- Electronic Button + 1 Knob
- Digital timer
- 10 Auto Menus
- Stainless steel cavity
- Push Button open door
- 1 Metal rack
- Grill power: 1 kW
- Input power 1.25 Kw
- Inox

MIC20GDFX-19
38900135

H O B S

Smartness at the center
of your kitchen



FEEL THE POWER

Candy has designed **a wide range of solutions** from gas on metal hobs, equipped with both high power burners but also lower power ones for a softer cooking, up to the latest versions of gas on glass hobs, induction or vitroceramic. These latter are provided with power management for an extreme **flexibility** and new **coloured serigraphy**, **good-looking** and **intuitive**.

FEATURES

GAS HOBS

PLUS

Our best solutions at your disposal



Candy's Gas Hobs present a **renewed style** perfectly aligned with ovens. Ergonomic knobs and modern grids with a new finishing give a fresh look to the range while minimal and powerful burners guarantee ease of use and perfect results.

COMPLETELY NEW DESIGNED GAS ON METAL RANGE



Cast iron is the proper material to have in a professional kitchen due to its unique characteristics. It guarantees **better heat transmission**, **it's resistant to high temperature** and is long lasting. Available also with shining wire.

CAST IRON



Choose among three different new configurations (diamond, big front, 3 burners) on 60 cm models and one on the 75 cm (4+1 with special burner on the left) one according to your habits.

NEW CONFIGURATIONS

For people who love modern designs, the gas on glass hob provides a **touch of elegance** combined with **great durability** and a **high level of performance**.

Tempered glass offers a unique resistance to scratches and abrasions making this product incredibly durable over time, while minimalist pan supports mean **easiness of cleaning**.



GAS ON GLASS COLLECTION

The twin cast iron pan supports allow better heat distribution and cookware stability. Easy to remove, they can be safely washed in the dishwasher.

TWIN CAST IRON PAN SUPPORTS



Light up the flame in complete safety with a simple gesture. Just press and turn the knob to start cooking your favourite dishes.

AUTO IGNITION



The hobs will automatically turn off the gas supply if the flame goes accidentally out.

FLAME SECURITY SYSTEM

INDUCTION HOBS

FUNCTIONS

A BIT OF COLOR AND FUNCTIONAL DESIGN

Special zones on the user interface are associated with **Candy-blue coloured serigraphies**, to be easily recognized.

VERSATILITY, EFFICIENCY AND ADAPTABLE ENERGY EFFICIENCY

With the new Candy range of induction hobs, you can speed up the cooking time in order to **gain up to 60% of time saving***.

Thanks to the Power Management, you can set the **power limit** during installation guaranteeing a **high cooking performance**. You can decide a limit of power variable **from 2.5 to 7.2 Kw**, even though you are using all the zones at the same time.

POWER MANAGEMENT

*compared to traditional gas hobs



USER- FRIENDLY SPECIAL SOLUTIONS

An intuitive interface to manage every kind of need.

Set the **maximum power level** on the selected zone in the **fastest way**.

BOOSTER

Ensured **children safety**, blocking any accidental activations.

CHILD LOCK

*depending on model

VITROCERAMIC HOBS

A brand new range with completely refreshed design, new flexible zones, new user interfaces in which special zones are highlighted by different colours. Last but not least they are provided with **power management**, a function that allows you to automatic limit the power of the hob and avoid overloading.

FEATURES

HIGH FLEXIBILITY

Multiply your cooking options, choose between our many flexible solutions: double zone, triple zone, extensible zone, twin power.

EASY TO USE

Allow the hob power to be managed by selecting each cooking zone power level individually, giving you the possibility to check all your settings.

INDEPENDENT CONTROL

Control all the cooking zones with a single touch on the central + and – buttons.

CENTRAL CONTROL

ADAPTABLE ENERGY EFFICIENCY

Candy sets new standards in energy saving: the power limit is set during installation guaranteeing a high cooking performance. You can decide a limit of power between 2.5 and 6.6 kw, even though you are using all the burners at the same time.

POWER MANAGEMENT

FUNCTIONS

USER- FRIENDLY SPECIAL SOLUTIONS

An intuitive interface to manage every kind of need.

Pause the cooking zone and then continue what you started without having to select settings again.

PAUSE FUNCTION

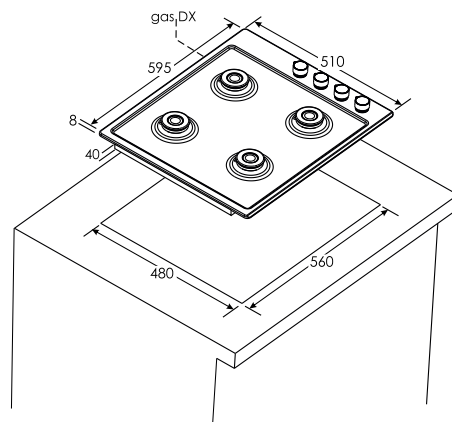
Ensured **children safety**.

CHILD LOCK



CHW6LBX LPG

GAS



GAS HOB – 60CM

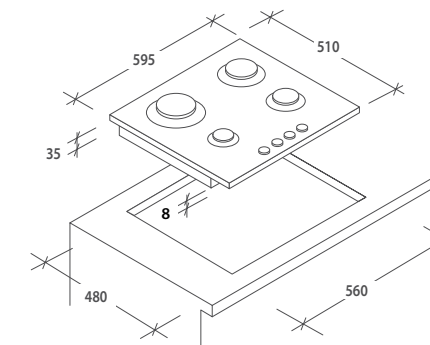
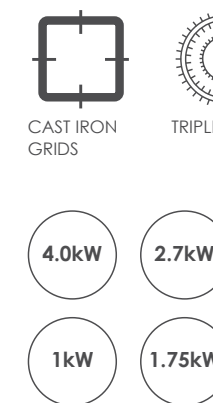
- 4 Burners
- 2 Enamel Grids
- Auto Ignition
- Flame Failure Safety

- Lateral Knobs
- Total Gas power: 7.2 kW
- Inox, Black color knobs

33802647
CHW6LBX LPG

CHG6BR4WX LPG

GAS



GAS HOB – 60CM

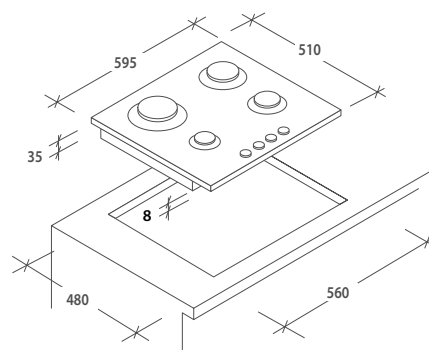
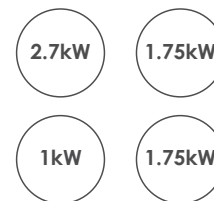
- 4 Burners
- 2 Enamel Grids
- Auto Ignition
- Flame Failure Safety

- Frontal Knobs
- Total Gas power: 9.45 kW
- Inox, Inox color knobs

33802104
CHG6BR4WX LPG

CHG6BRX LPG

GAS



GAS HOB – 60CM

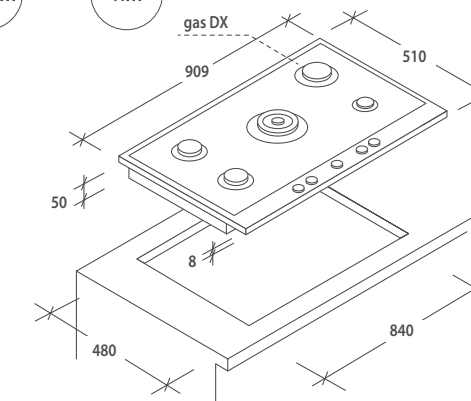
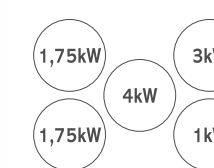
- 4 Burners
- 2 Cast Iron Grids
- Auto Ignition
- Flame Failure Safety

- Frontal Knobs
- Total Gas power: 7.2 kW
- Inox, Inox color knobs

CHG6BRX LPG
33802646

PG952/1SXGH LPG

GAS



GAS HOB – 90CM

- 5 Burners
- 3 Cast Iron Grids
- Auto Ignition
- Flame Failure Safety

- Frontal Knobs
- Total Gas power: 11.5 kW
- 1 Triple Burner
- Inox, Inox color knobs

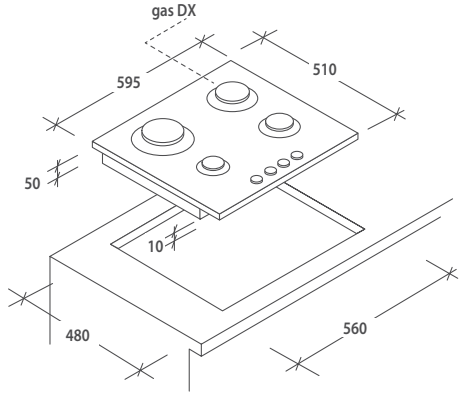

PG952/1SXGH LPG
33801882

CVG64SGNX LPG

GAS



CAST IRON
GRIDS



GAS ON GLASS HOB – 60CM

- 4 Burners
- 4 Independent Cast iron grids
- Tempered glass
- Auto Ignition
- Flame Failure Safety
- Total power: 7 kW
- Black, Silver color Front knobs

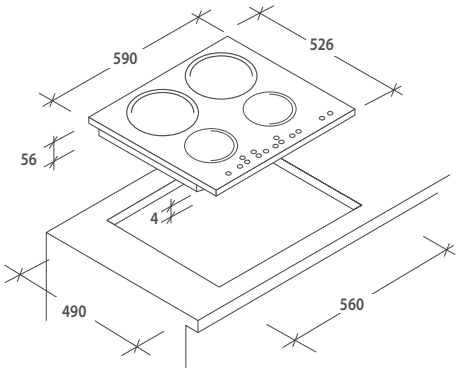
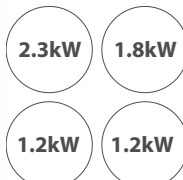
CVG64SGNX LPG
33801869

CH64XB

VITROCERAMIC



VITROCERAMIC
HOB



CERAMIC HOB

- Electronic touch controls,
- FL zone: 155mm (1.2 Kw)
- RL zone: 220mm (2.3 Kw)
- RR zone: 190mm (1.8 Kw)
- FR zone: 155mm (1.2 Kw)
- Child lock
- 10 Power levels
- Power on indicator
- Input Power 6.5 kW
- Black glass with Inox front frame
- Power Management

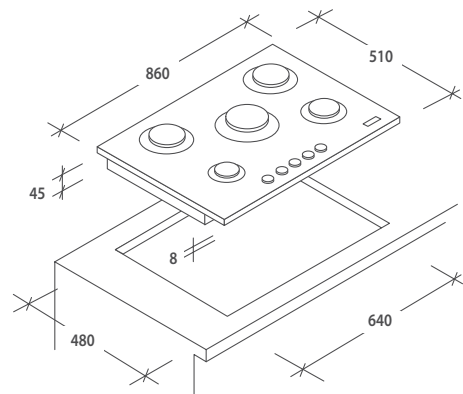
33801795 CH64XB

CVG95SWGN LPG

GAS



CAST IRON
GRIDS



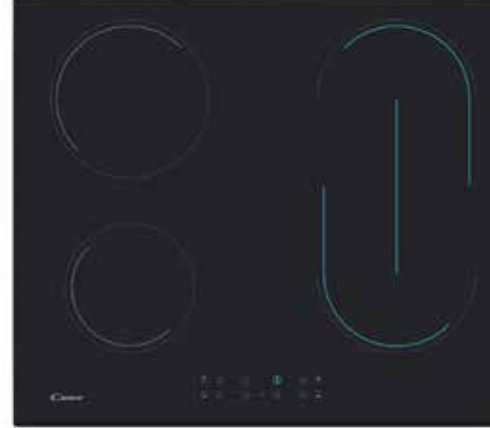
GAS ON GLASS HOB – 90CM

- 5 Burners
- 5 Independent Cast iron grids
- 1 Double crown WOK burner
- Tempered glass
- Auto Ignition
- Flame Failure Safety
- Total power: 11.75 kW
- Black, Black color Front knobs

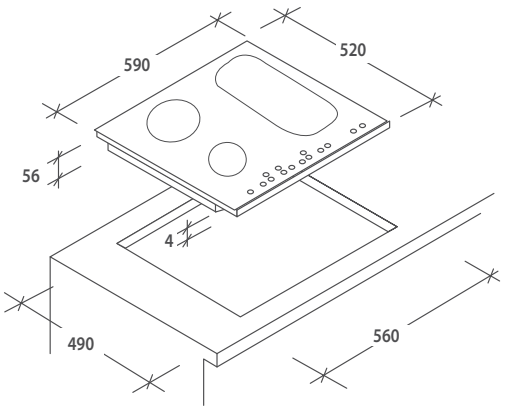
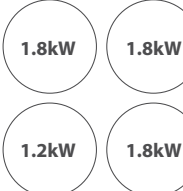
CVG95SWGN LPG
33801864

CH64BVT

VITROCERAMIC



VITROCERAMIC
HOB



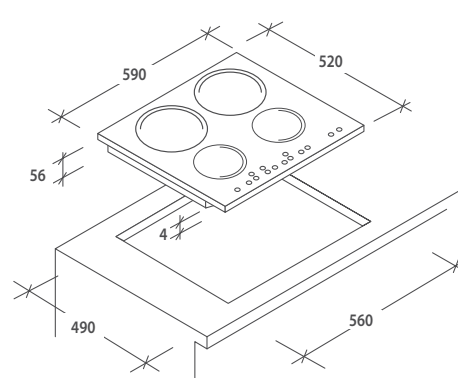

CERAMIC HOB

- Electronic touch controls,
- FL zone: 155mm (1.2 Kw)
- RL zone: 190mm (1.8 Kw)
- Right Bridge zone: 190mm (1.8 Kw) x 2
- Child lock, Timer
- 10 Power levels
- Power on indicator
- Input Power 6.6 kW
- Black glass
- Power Management

33801792 CH64BVT

CC64CH

VITROCERAMIC



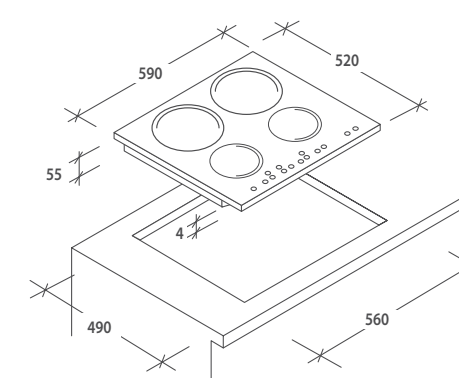
CERAMIC HOB

- Electronic touch controls
- FL zone: 155mm (1.2 Kw)
- RL zone: 220mm (2.3 Kw)
- RR zone: 190mm (1.8 Kw)
- FR zone: 155mm (1.2 Kw)
- Child lock
- 10 Power levels
- Power on indicator
- Input Power 6.5 kW
- Black glass
- Power Management

CC64CH
33801788

CIS642SCTT

INDUCTION



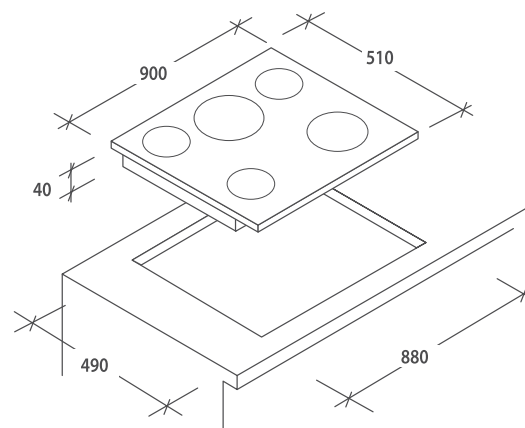
INDUCTION HOB

- Electronic Touch controls,
- FL zone: 170mm (2~2.6 Kw)
- RL zone: 170mm (1.5~2 Kw)
- RR zone: 170mm (2~2.6 Kw)
- FR zone: 155mm (1.5~2 Kw)
- Child lock

- 9 Power levels
- Heating indicator , Keep Warm,
- Input Power 7.4 kW
- Power Management
- Black cut glass frame

CH95C/3

VITROCERAMIC



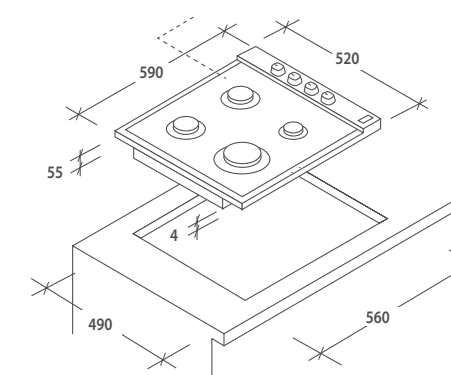
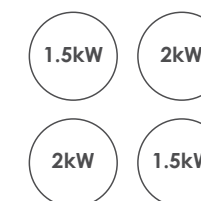
CERAMIC HOB

- Electronic touch controls
- 5 Zones
- FR zone: Ø180/120- 1700W/700W HIGHLIGHT
- FL zone: Ø145-1200W HIGHLIGHT
- RL zone: Ø170X265 -2200/1400W HIGHLIGHT
- RC zone: Ø1210/120W-2100W/700W HIGHLIGHT
- RR zone: Ø145-1200W HIGHLIGHT
- 10 Power levels
- Power on indicator
- Input Power 8.4 kW
- Black glass

33802102 CH95C/3

CLE64X

ELECTRIC



ELECTRIC HOB – 60CM

- FL Hotplate: 180mm (2 Kw)
- RL Hotplate: 145mm (1.5 Kw)
- RR Hotplate: 180mm (2 Kw)
- FR Hotplate: 145mm (1.5 Kw)
- Child lock

- 6 Power levels
- Power on indicator
- Input Power 7 kW
- Inox with Black Knobs - Lateral

33802643-CLE64X

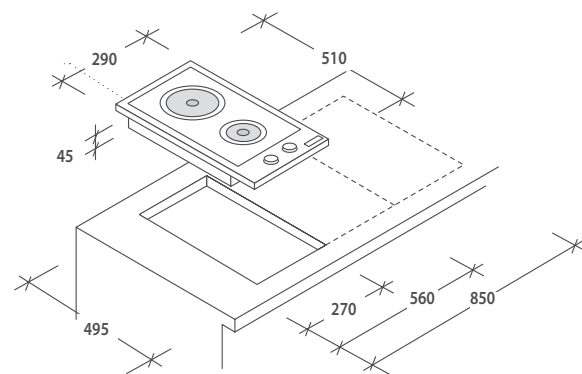
CDE32/1X

ELECTRIC



1.7kW

1.2kW



ELECTRIC HOB 30CM

- 2 Hotplates:
- 1 Hotplate: 145mm (1.5 kW)
- 1 Hotplate: 180mm (1.5 kW)

- Residual heat Indicator
- Input power: 3.0 kW
- Inox, Inox color Front knobs

33801125 CDE32/1X

CDH 30

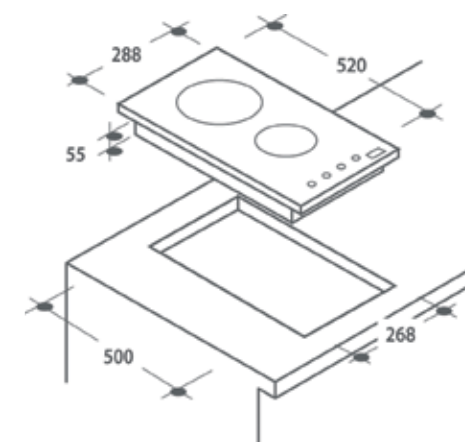
VITROCERAMIC



1,8kW

1,2kW

NEW



VITROCERAMIC HOB 30CM

- Touch electronic controls
- 2 Cooking zones: 1 zone 165mm (1.2kW), 1 zone 200mm (1.8 kW)
- Residual heat Indicator
- 9 Power levels

- Timer
- Child lock
- Input power: 2.9 kW
- Black Glass

- 33801128 CDH32/1C
- SIMILAR MODEL

33801450 CDH 30

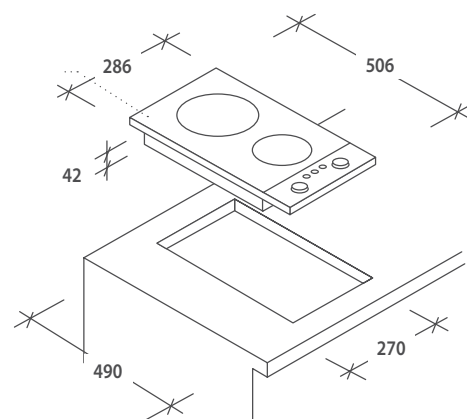
CDH32/1X

VITROCERAMIC



1.7kW

1.2kW



VITROCERAMIC HOB 30CM

- Cooking Zones
- 1 zone: 145mm (1.2 kW)
- 1 zone: 180mm (1.7 kW)
- Residual heat Indicator

- Input power: 2.9 kW
- Black Glass with Inox frame
- Inox color Front knobs

33801127 CDH32/1X

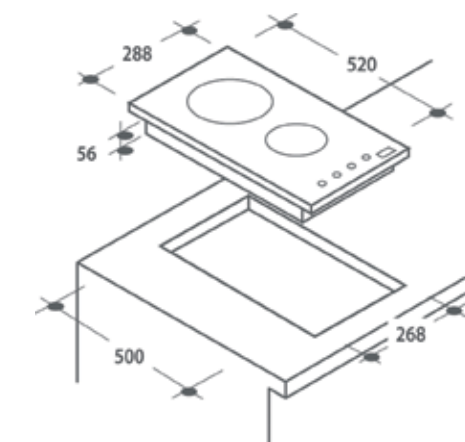
CDI 30

INDUCTION



2kW

1,5kW



INDUCTION HOB 30CM

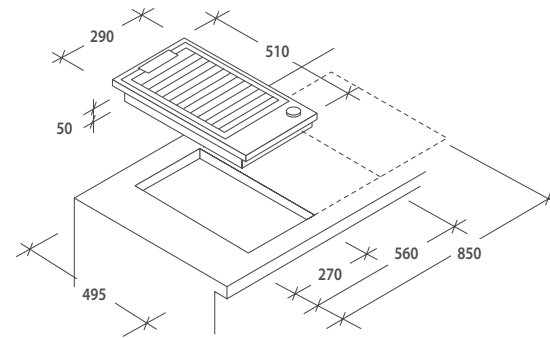

- Electronic touch controls
- 1 zone: 140mm (1.5kW)
- 1 zone 180mm (2kW)
- Pan presence Indicator
- Residual heat Indicator

- Timer
- Child lock
- 9 Power levels
- Input power 3.5 kW
- Black Glass

33801449 CDI 30

CDB30/1X

BBQ



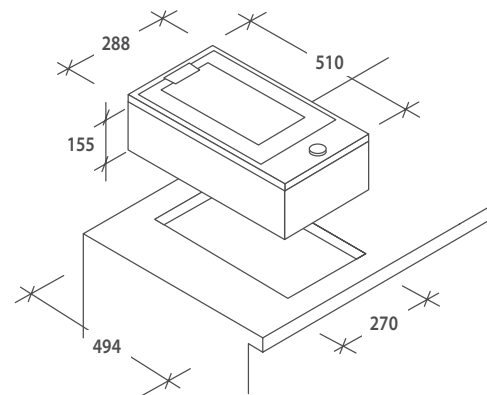
BARBECUE HOB 30CM

- Rectangular cooking area 220x320mm
- Inox basin complete with lava rock
- Residual heat Indicator
- Input power: 2.4 kW
- Inox, Inox color Front knob

33801130 CDB30/1X

CDF30/1X

DEEP FRYER



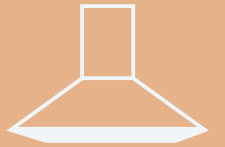
DEEP FRYER HOB 30CM

- Inox basin: 300x150mm
- Inox basin capacity: 2.0~2.7 Ltr
- Residual heat Indicator
- Input power: 2.3 kW
- Inox, Inox color Front knob

33801131 CDF30/1X

HOODS

Functional solutions
for your kitchen






A FRESH AIR OF DESIGN

Candy knows how much a hood can impact on the whole kitchen look and that's why it has invested in solutions that combine **high performance with style and design**, in order to offer **a state-of-the-art appliance** that can make your kitchen even more comfortable.

FEATURES

Intuitive and useful solutions that simplify your day



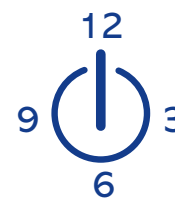
A **special alarm** warns you when it is time to clean the anti-grease filter or substitute the anti-odour filter.

FILTER SATURATION ALARM



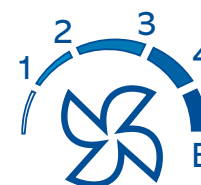
As hoods are becoming design objects they need a **special and modern touch control panel** in order to be in line with the latest trends.

TOUCH CONTROL



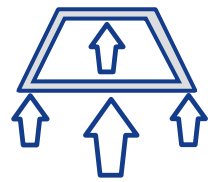
The timer control let you set the hood to **switch itself off automatically**, ensuring to clean the air even without staying at home, allowing a greater personal freedom and peace of mind.

DELAYED SWITCH OFF




Candy hoods have different levels of speed providing any time the correct power to clean the air. **Up to 4 levels and even with booster**, that is ideal while frying or having barbecue.

SPECIAL SPEED



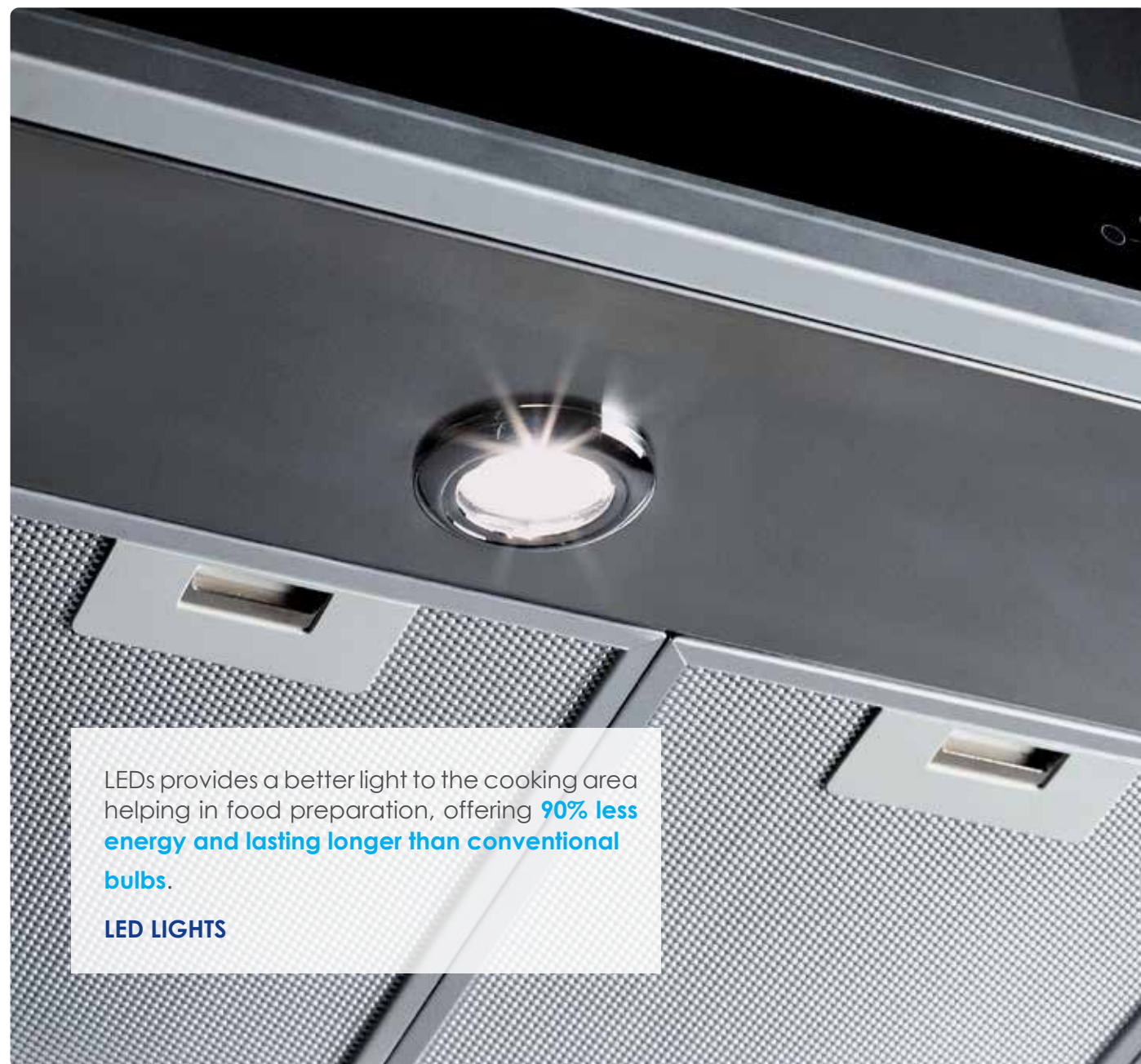
The peripheral filter provides **effective air cleaning**: fumes and vapours are ducted along the edge of the hood which slows them down for better filtering. This system also **makes the hoods more elegant** because as the filters are hidden from view, the hoods themselves can blend in better with their surroundings.

PERIMETRAL EXTRACTION



To ensure that air is constantly recycled without any noise, a new function has been created. Clean Air is an intelligent mode that allows to **set the hood in motion at the lowest speed for 10 minutes every hour**.

CLEAN AIR



LEDs provides a better light to the cooking area helping in food preparation, offering **90% less energy and lasting longer than conventional bulbs**.

LED LIGHTS

CFT610/5X

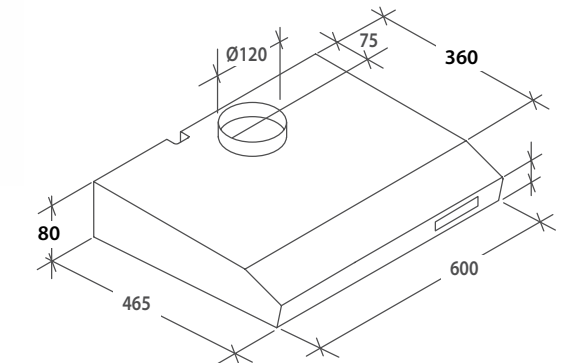
STANDARD HOOD



HALOGEN LAMP



ALUMINIUM FILTER



STANDARD HOOD 60CM

- Mechanical Slider controls
- 3 Speed Levels
- Max Suction power 209.7 m³/h
- 1x28W Halogen lamps
- Motor Power 1X85W
- Grease filter
- 1 Carbon Sheet Filter
- Min. Speed noise 71 dB(A)
- Recirculating / Ducted mode
- Total Power 87.5W
- Inox

36900948 CFT610/5X

CFT63/1X

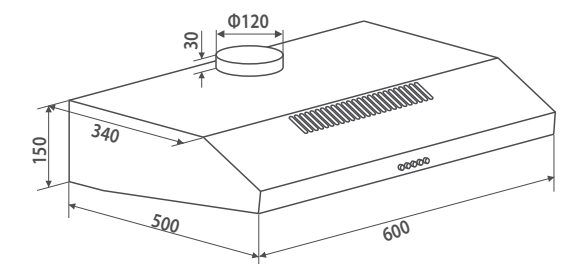
STANDARD HOOD



LED LAMP



ALUMINIUM GREASE FILTER



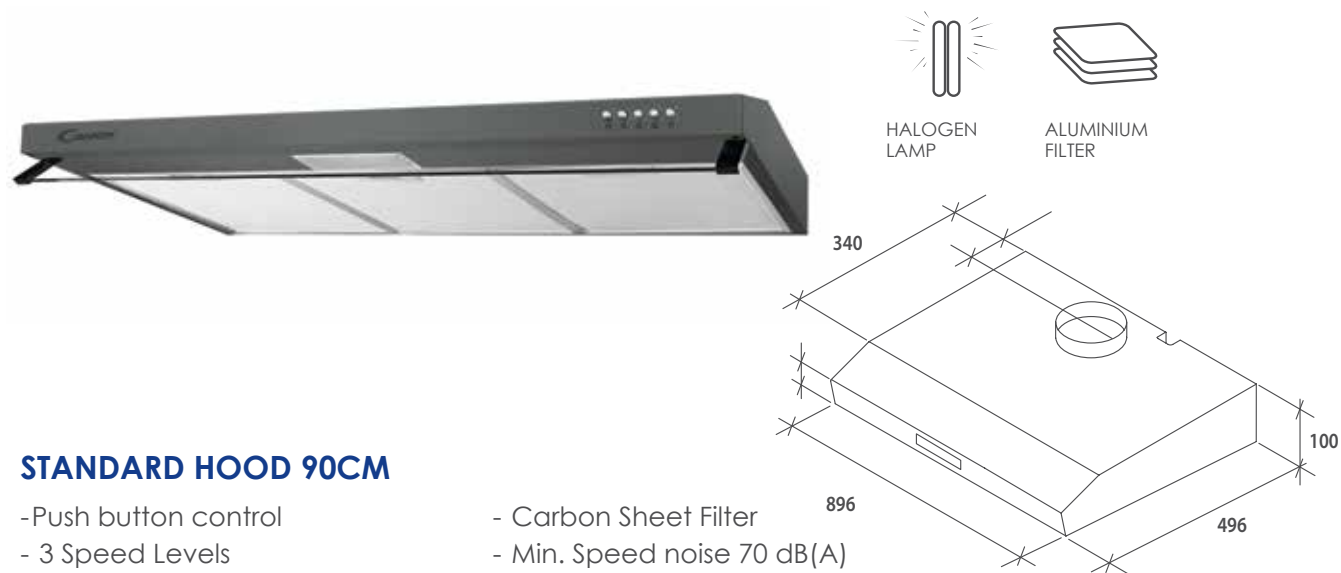
STANDARD HOOD 60CM

- Push button controls
- 3 Speed Levels
- Max Suction power 348.8 m³/h
- 1x2.5W LED lamps
- Motor Power 2x60W
- 2 Aluminum Grease filter
- 2 Carbon Filter
- Min. Speed noise 69 dB(A)
- Recirculating / Ducted mode
- Total Power 122.5W
- Inox

36900947 CFT63/1X

CFT910/4SXOVS

STANDARD HOOD



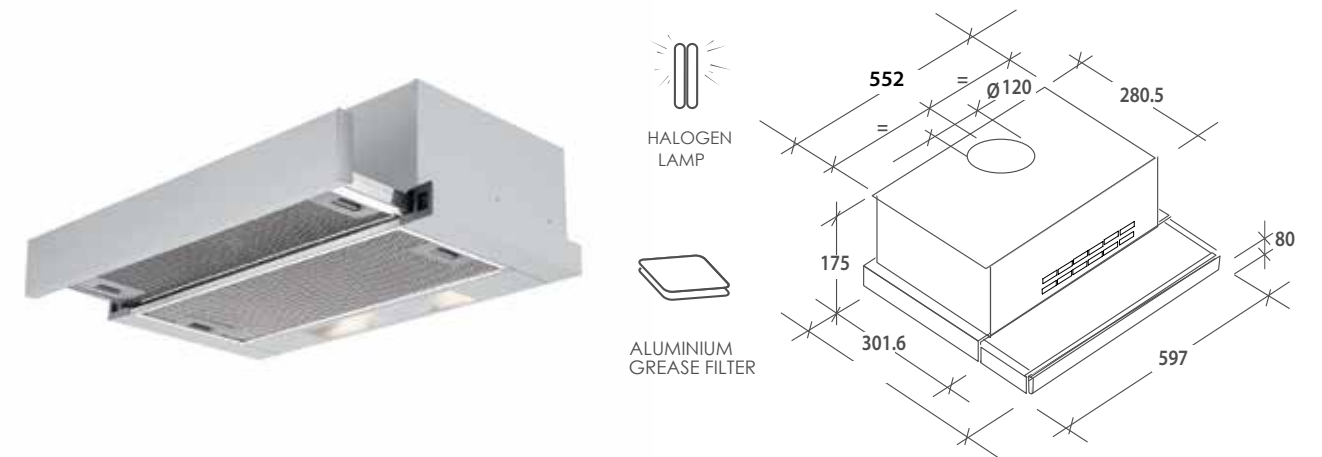
STANDARD HOOD 90CM

- Push button control
- 3 Speed Levels
- Max Suction power 285.6 m³/h
- 1x28W Halogen lamps
- Motor Power 2x100W
- 3 Aluminum panels
- Carbon Sheet Filter
- Min. Speed noise 70 dB(A)
- Recirculating / Ducted mode
- Total Power 228W
- Similar Inox

36901054 CFT910/4SXOVS

CBT625/3XX

TELESCOPIC HOOD



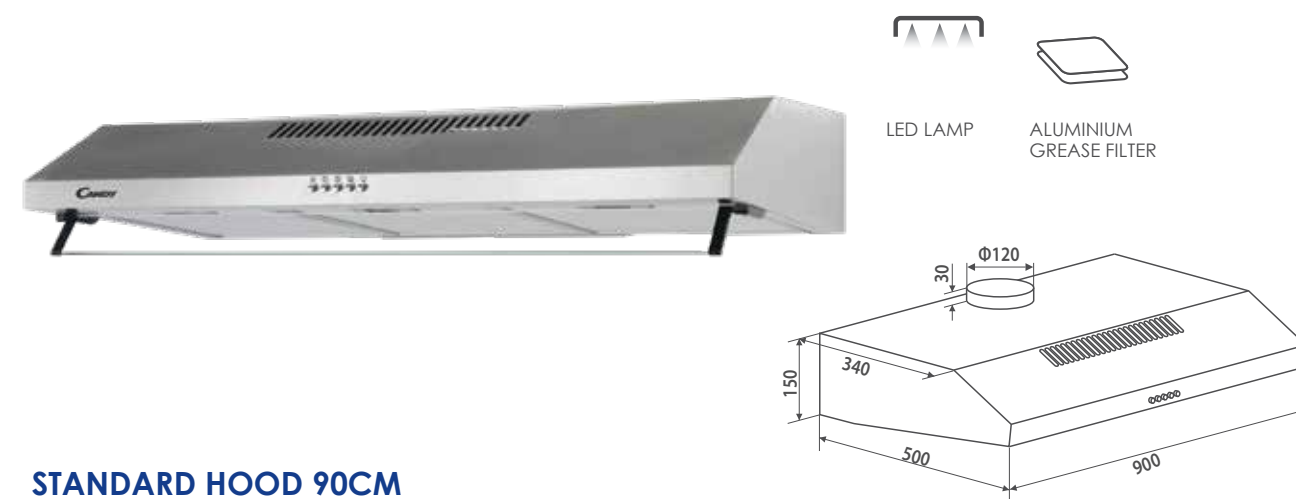
TELESCOPIC HOOD 60CM

- Mechanical controls
- 2 Speed Levels
- Max Suction power 440 m³/h
- 2x28W Halogen lamps
- Motor Power 2 x100W
- 2 Aluminum filters
- 2 Carbon Filter
- Min. Speed noise 67 dB(A)
- Recirculating-Front Vent/ Ducted mode
- Total Power 256W
- Metallic/Inox

36901611 CBT625/3XX

CFT92/3X

STANDARD HOOD



STANDARD HOOD 90CM

- Push button controls
- 3 Speed Levels
- Max Suction power 348.8 m³/h
- 2x2.5W LED lamps
- Motor Power 2x60W
- 2 Aluminum Grease filter
- 2 Carbon Sheet Filter
- Min. Speed noise 69 dB(A)
- Recirculating / Ducted mode
- Total Power 125W
- Inox

36900949 CFT92/3X

CBT9240/4XX

TELESCOPIC HOOD



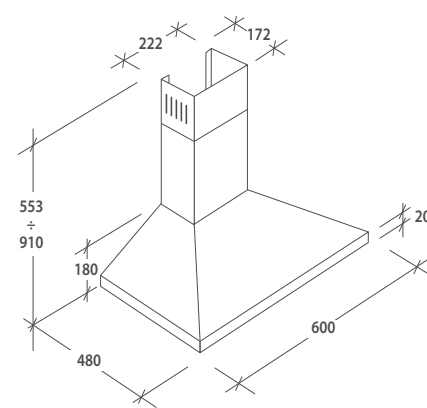
TELESCOPIC HOOD 90CM

- Mechanical controls
- 2 Speed Levels
- Max Suction power 440 m³/h
- 2x28W Halogen lamps
- Motor Power 2 x100W
- 3 Aluminum filters
- 2 Carbon Filter
- Min. Speed noise 67 dB(A)
- Recirculating-Front Vent/Ducted mode
- Total Power 256W
- Metallic/Inox

36901612 CBT9240/4XX

CCE 16/2X

CHIMNEY



CHIMNEY HOOD 60CM

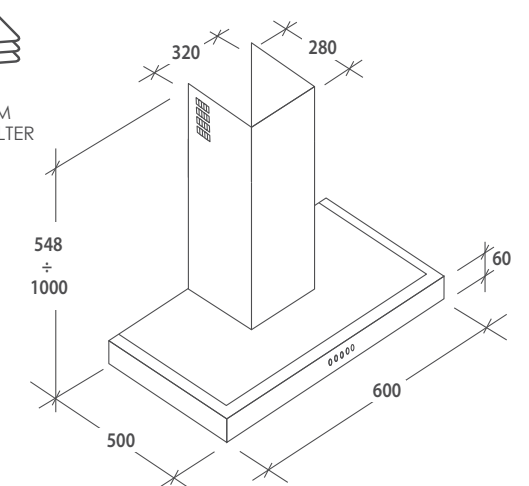
- Mechanical Push Buttons
- 3 Speed Levels
- Max Suction power 290 m³/h
- 2x28W Halogen lamps
- Motor Power 65W
- 2 Aluminum cassette Grease filters

- Carbon Filter
- Min. Speed noise 63 dB(A)
- Recirculating / Ducted mode
- Total Power 121W
- Inox

36900443 CCE16/2X

CMB655X

SQUARE CHIMNEY



DECORATIVE HOOD SQUARE 60CM

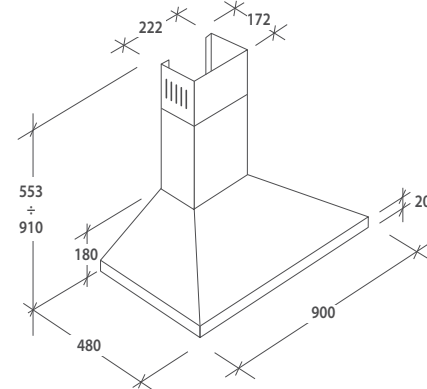
- Electronic Buttons
- 3 Speed Levels + Booster
- Max Suction power 571 m³/h
- 2x1.5W LED lamps
- Motor Power 210W
- 3 Aluminum Grease filters

- 2 Carbon Filters - optional
- Min. Speed noise 60 dB(A)
- Recirculating / Ducted mode
- Total Power 213W
- Inox

36900720 CMB655X

CCE 19/2X

CHIMNEY



CHIMNEY HOOD 90CM

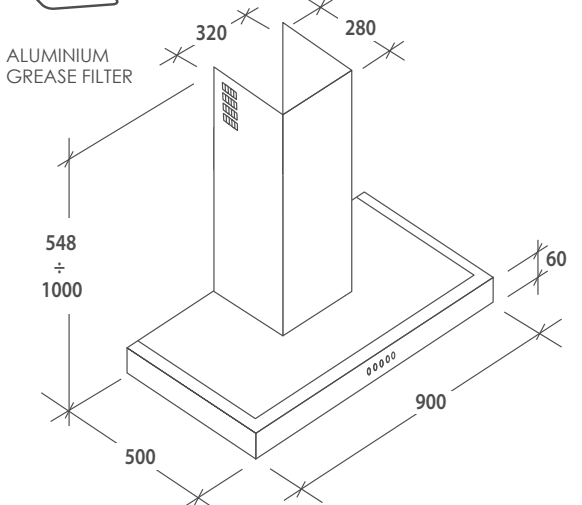
- Mechanical Push Buttons
- 3 Speed Levels
- Max Suction power 290 m³/h
- 2x28W Halogen lamps
- Motor Power 65W
- 3 Aluminum cassette Grease filters

- filters
- Carbon Filter
- Min. Speed noise 63 dB(A)
- Recirculating / Ducted mode
- Total Power 121W
- Inox

36900441 CCE19/2X

CMB955X

SQUARE CHIMNEY



DECORATIVE HOOD SQUARE 90cm

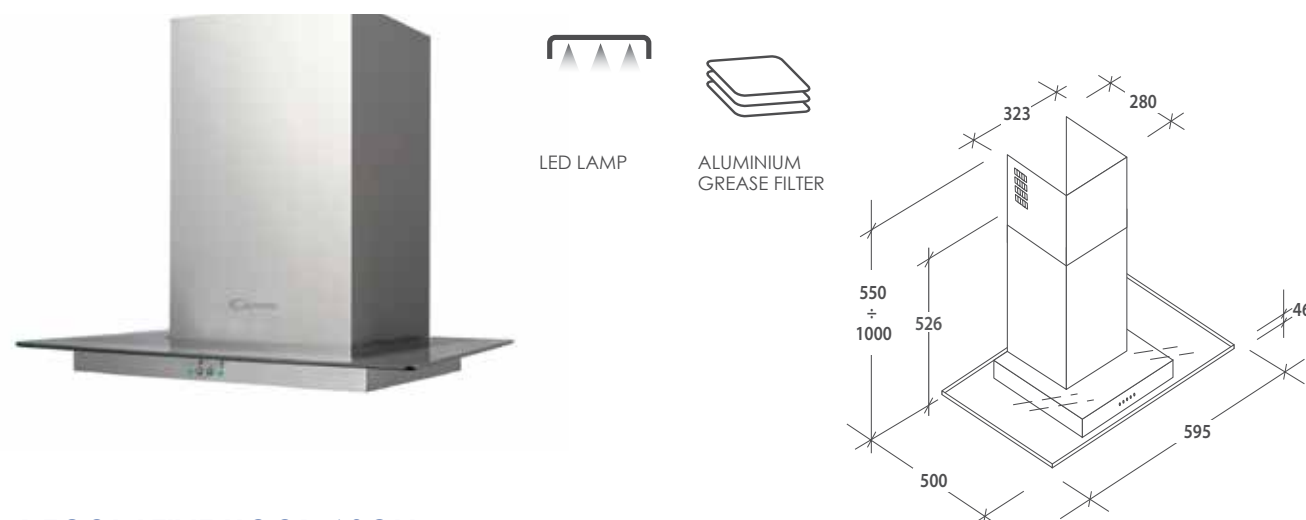
- Electronic Buttons
- 3 Speed Levels + Booster
- Max Suction power 571 m³/h
- 2x1.5W LED lamps
- Motor Power 210W
- 3 Aluminum Grease filters

- 2 Carbon Filters – Optional
- Min. Speed noise 60 dB(A)
- Recirculating / Ducted mode
- Total Power 213W
- Inox

36900721 CMB955X

CVM670LX

GLASS CHIMNEY



DECORATIVE HOOD 60CM

- Electronic Buttons (green backlit)
- 3 Speed Levels
- Max Suction power 545 m³/h
- 2x1.5W LED lamps
- Motor Power 210W
- 1 Aluminum Panel Grease filter

- 2 Carbon Filters
- Min. Speed noise 68 dB(A)
- Recirculating / Ducted mode
- Total Power 213W
- Tempered Glass / Inox

36900354 CVM 670 LX

CVMI 970 LX

ISLAND



DECORATIVE GLASS HOOD 90CM ISLAND

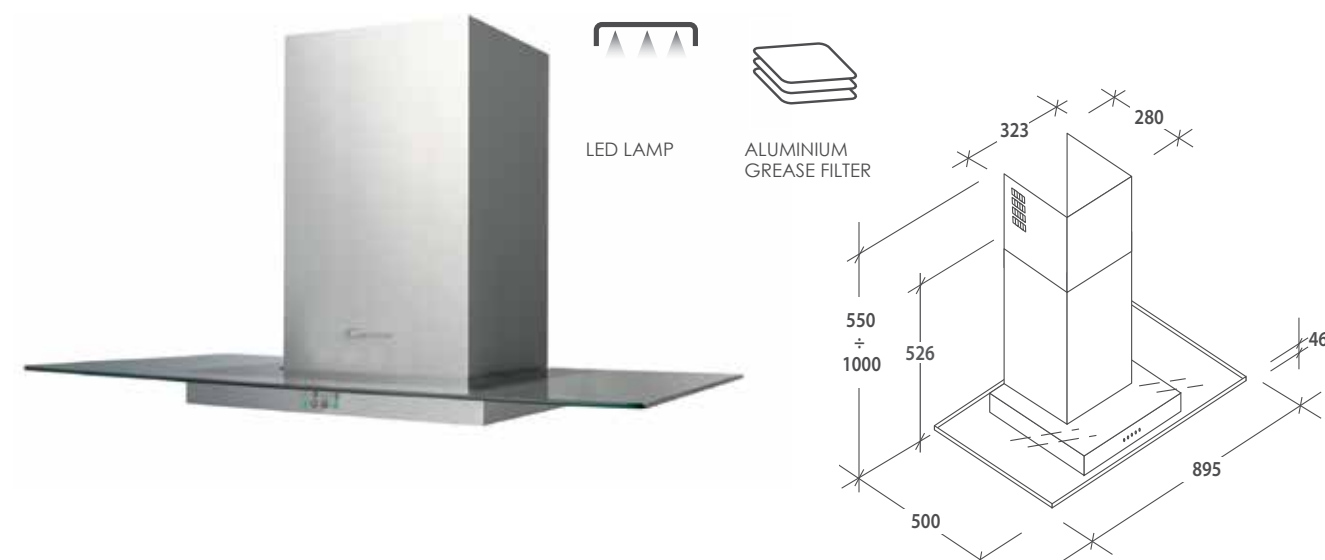
- Electronic Buttons (green backlit)
- 3 Speed Levels
- Max Suction power 545 m³/h
- 4x1.5W LED lamps
- Motor Power 210W
- 1 Aluminum panel Grease filter

- 2 Carbon Filters
- Min. Speed noise 70 dB(A)
- Recirculating / Ducted mode
- Total Power 216W
- Tempered Glass / Inox

36900382 CVMI970LX

CVM970LX

GLASS CHIMNEY



DECORATIVE HOOD 90CM

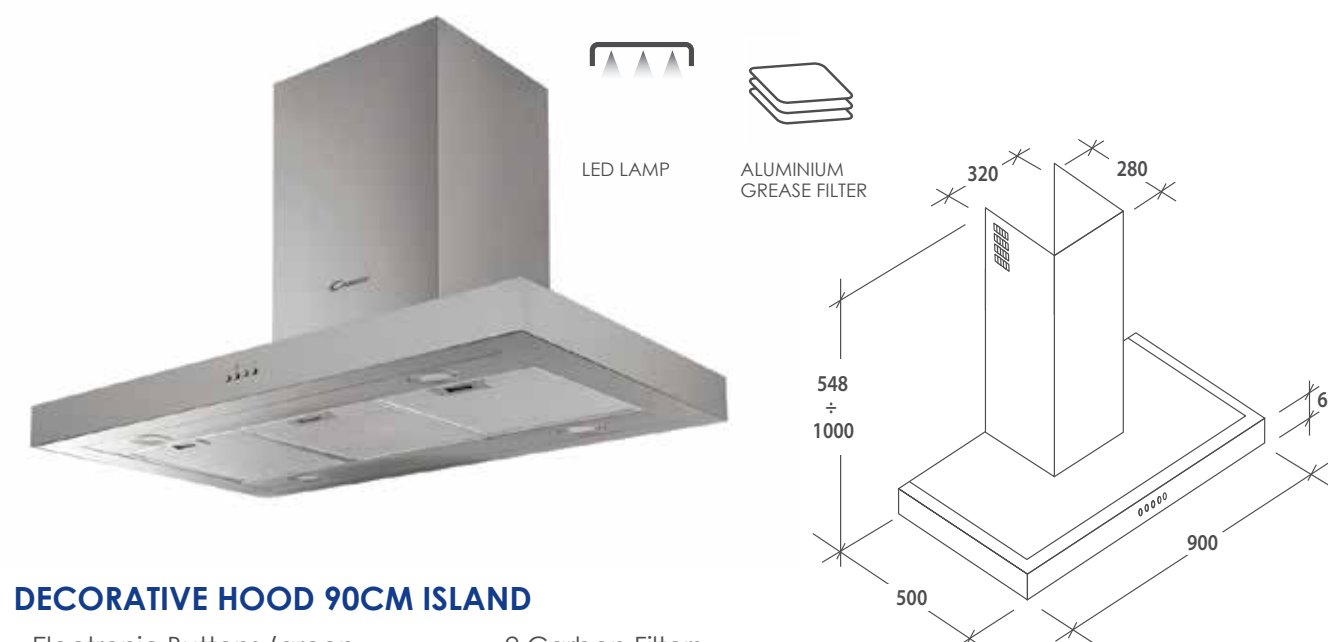
- Electronic Buttons (green backlit)
- 3 Speed Levels
- Max Suction power 545 m³/h
- 2x1.5W LED lamps
- Motor Power 210W

- 1 Aluminum Panel Grease filter
- 2 Carbon Filters
- Min. Speed noise 68 dB(A)
- Recirculating / Ducted mode
- Total Power 213W
- Tempered Glass / Inox

36900355 CVM 970 LX

CMBI 970 LX

ISLAND



DECORATIVE HOOD 90CM ISLAND

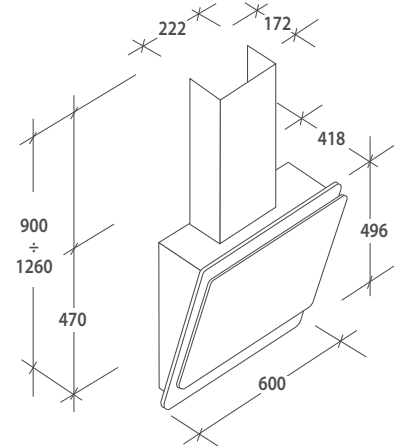
- Electronic Buttons (green backlit)
- Max Suction power 572.4 m³/h
- 4x1.5W LED lamps
- Motor Power 210W
- 3 Aluminum panels Grease filter

- 2 Carbon Filters
- Min. Speed noise 69 dB(A)
- Recirculating / Ducted mode
- Total Power 216W
- Inox

36900436 CMBI970LX

CVMA60N

GLASS CHIMNEY



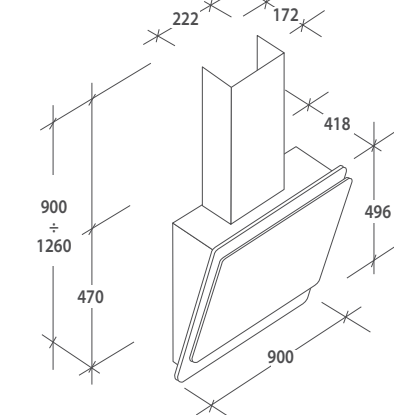
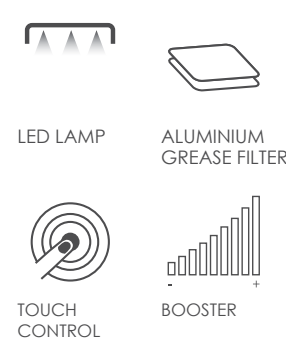
DECORATIVE HOOD 60CM

- Touch Controls
- 3 Speed Levels + Booster
- Max Suction power 611 m³/h
- 2x1.5W LED lamps
- Motor Power 210W
- 1 Aluminum Grease filter
- 2 Carbon Filters
- Min. Speed noise 62 dB(A)
- Recirculating / Ducted mode
- Timer
- Total Power 213W
- Black Casing/Tempered Glass

36900730 CVMA 60 N

CVMA90N

GLASS CHIMNEY



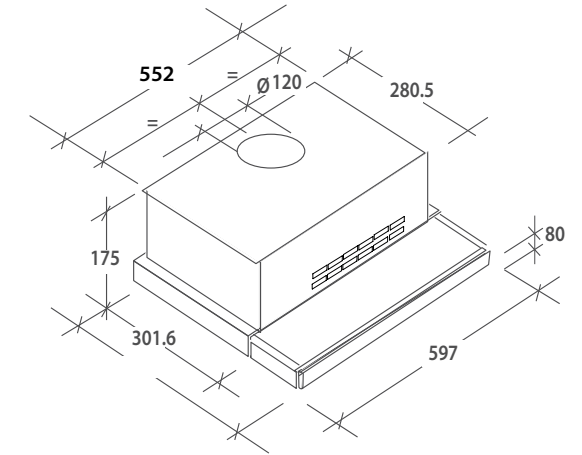
DECORATIVE HOOD 90CM

- Touch Controls
- 3 Speed Levels + Booster
- Max Suction power 611 m³/h
- 2x1.5W LED lamps
- Motor Power 210W
- 1 Aluminum Grease filter
- 2 Carbon Filters
- Min. Speed noise 62 dB(A)
- Recirculating / Ducted mode
- Timer
- Total Power 213W
- Tempered Glass / Black Casing

36900729 CVMA 90 N

RBT625/3X

ROSIÈRES
PRENEZ GÔÛT À L'INNOVATION



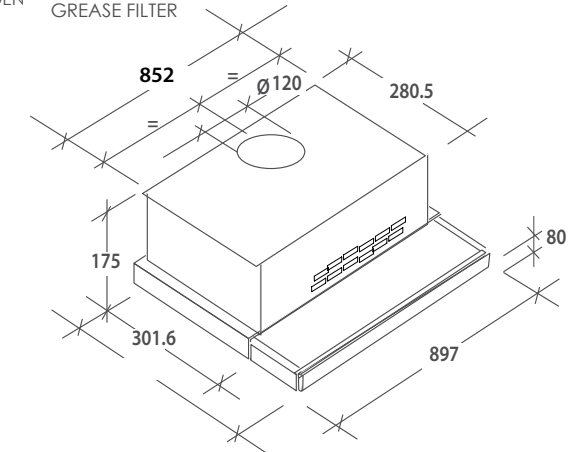
TELESCOPIC HOOD 60CM

- Mechanical controls
- 2 Speed Levels
- Max Suction power 440 m³/h
- 2x28W Halogen lamps
- Motor Power 2 x100W
- 2 Aluminum filters
- 2 Carbon Filter
- Min. Speed noise 67 dB(A)
- Recirculating-Front Vent/ Ducted mode
- Total Power 256W
- Metallic/Inox

36901613 RBT625/3X

RBT9240/4X

ROSIÈRES
PRENEZ GÔÛT À L'INNOVATION



TELESCOPIC HOOD 90CM

- Mechanical controls
- 2 Speed Levels
- Max Suction power 440 m³/h
- 2x28W Halogen lamps
- Motor Power 2 x100W
- 3 Aluminum filters
- 2 Carbon Filter
- Min. Speed noise 67 dB(A)
- Recirculating-Front Vent/Ducted mode
- Total Power 256W
- Metallic/Inox

36901614 RBT9240/4X

REFRIGERATORS

Smart cooling solutions



IDEAL ELECTRONIC TEMPERATURE CONTROL IN A SMART ENVIRONMENT

Today, people are busier and busier and, as a result, food sits in their fridges for longer. This is why Candy created a comfortable and smart range of appliances to keep food fresh for longer. Candy offers you products with **best materials and finishing, great ergonomics and usability**. In addition, you can remotely **control it** thanks to simply-Fi App. Turn your home into the best place to live.

BEST FOOD AND BEVERAGE PRESERVATION VIA APP

The **simply-Fi** Connectivity System allows you to control your fridge via App.

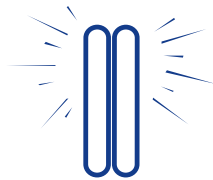
With the **Shopping List** function you can **check and manage** your food list **whenever you want**.



FEATURES


TECHNOLOGY

Easy and improved food management



All Candy bottom freezers are equipped with **electronic control, easy to use from the top Sky LED light**. With a simple finger touch, it's possible to switch on/off the refrigerator; while pushing "select" button, it's possible to select the cooling intensity from 1 (less cold) to 4 (coldest). **In this way the appliance is more intuitive, ergonomic and technologic.**

NEW LED LIGHT WITH ELECTRONIC CONTROL



The Air fan ventilation system guarantees **an optimal and temperature distribution** within the refrigerator and its new design perfectly fits with New SKY LED.

VENTILATION SYSTEM



The freezer compartment, with the same line of fridge area, ensures the **maximum performance and reliability**. Sturdy transparent freezer drawers guarantee **perfect cooling conditions**.

FREEZER COMPARTMENT



The advanced sensor system is intelligent and adaptive and **automatically defrosts according to temperature, humidity index, and product usage**: preventing ice formation in the freezer and frost in the refrigerator.

NO FROST TECHNOLOGY



Choose the Candy class A++ or A+ refrigerator to minimize energy consumption: **up to 40% or 20% less energy** than an equivalent model in A class! Care for the environment, great savings and maximum economy. Both on static and No Frost product.

ENERGY CLASS



EQUIPMENT

Organize your food at best with our smart equipment



Now it's possible to store cosmetic items, everything useful for daily beauty care thanks to the **new beauty compartment**, made by two small drawers positioned under the central door shelf.

NEW DOOR SHELVES WITH BEAUTY SUITE



The freshzone, equipped by telescopic rails, allows to **preserve fresh food** at the best temperature such as meat fish and cheese.

FRESH ZONE DRAWER



The metal bottle rack is the ideal combination between **design and versatility** and can store up to 4 different bottles.

METAL BOTTLE RACK



The internal glass shelves are **spill resistant and easy to clean**.

GLASS SHELVES



The new fruit and vegetable drawer is **bigger and ergonomic** thanks to the new handle and **improved internal capacity** the presence of integrated telescopic rails in bottom freezers makes the crisper's opening easier, smoother and silent.

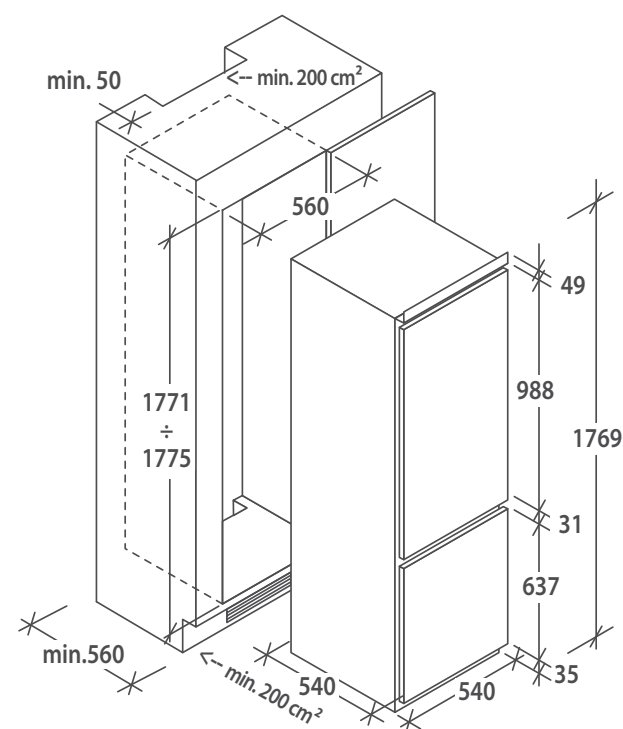
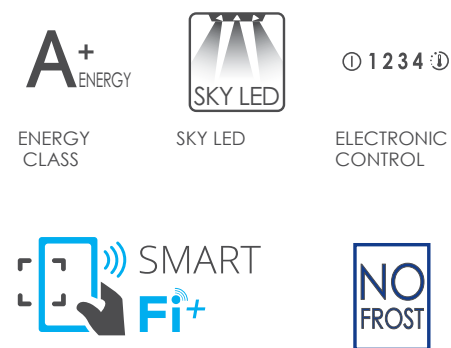
CRISPER WITH TELESCOPIC RAILS



NEW

B/I COMBI FRIDGE - 177CM WIFI

- Gross volume: 250 Litres
- Refrigerator net volume: 1901 Litres
- Freezer volume: 50 Litres
- Electronic control, No Frost
- SKY LED lighting, SKY FAN
- Dual Tech Smart-Fi connectivity
- Alarm door (Acoustic)
- 2+1+1 Glass Shelf
- 3 Door Shelves
- Chromed Bottle rack
- 1 Crisper with Telescopic rails
- Chiller Area with Telescopic rails
- 1 Ice tray, 1 Egg tray
- 3 Freezer drawers
- Reversible door
- Energy Class: A+
- Noise: 43 dB(A)
- Gas type: R600a



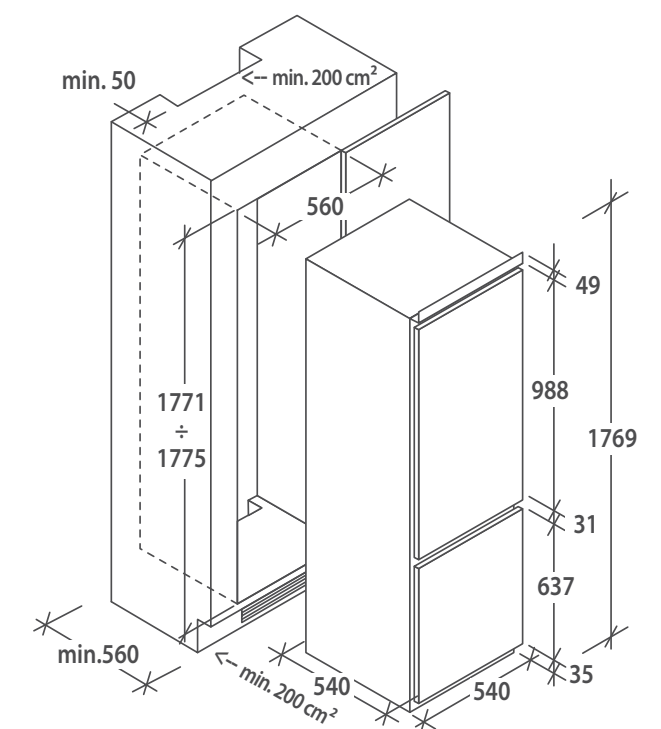
34900579 BCBF172DT-19



NEW

B/I COMBI FRIDGE - 177CM NFC

- Gross volume: 250 Litres
- Refrigerator net volume: 1901 Litres
- Freezer volume: 50 Litres
- Electronic control, No Frost
- SKY LED lighting, SKY FAN
- NFC Smart Touch connectivity
- Alarm door (Acoustic)
- 2+1+1 Glass Shelf
- 3 Door Shelves
- Chromed Bottle rack
- 1 Crisper with Telescopic rails
- Chiller Area with Telescopic rails
- 1 Ice tray, 1 Egg tray
- 3 Freezer drawers
- Reversible door
- Energy Class: A+
- Noise: 43 dB(A)
- Gas type: R600a

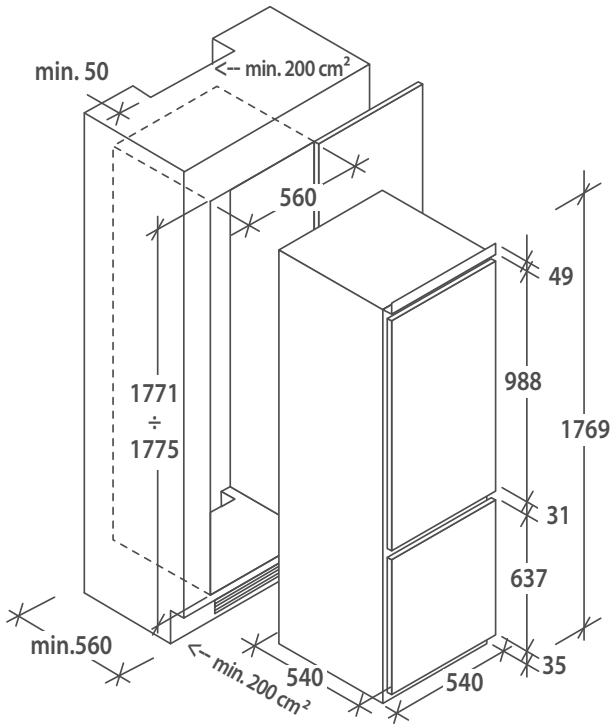


34900578 BCBF172N-19

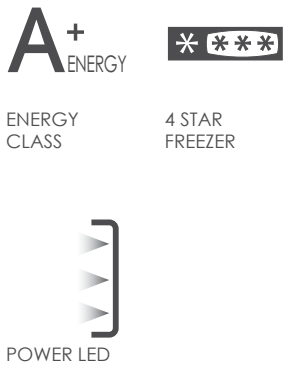


B/I COMBI FRIDGE - 177CM

- Gross volume: 250 Litres
- Refrigerator net volume: 1901 Litres
- Freezer volume: 50 Litres
- Electronic control, No Frost
- SKY LED lighting
- SKY FAN
- Alarm door (Acoustic)
- 2+1+1 Glass Shelf
- 3 Door Shelves
- Chromed Bottle rack
- 1 Crisper with Telescopic rails
- Chiller Area with rails
- 1 Ice tray, 1 Egg tray
- 3 Freezer drawers
- Reversible door
- Energy Class: A+
- Noise: 43 dB(A)
- Gas type: R600a

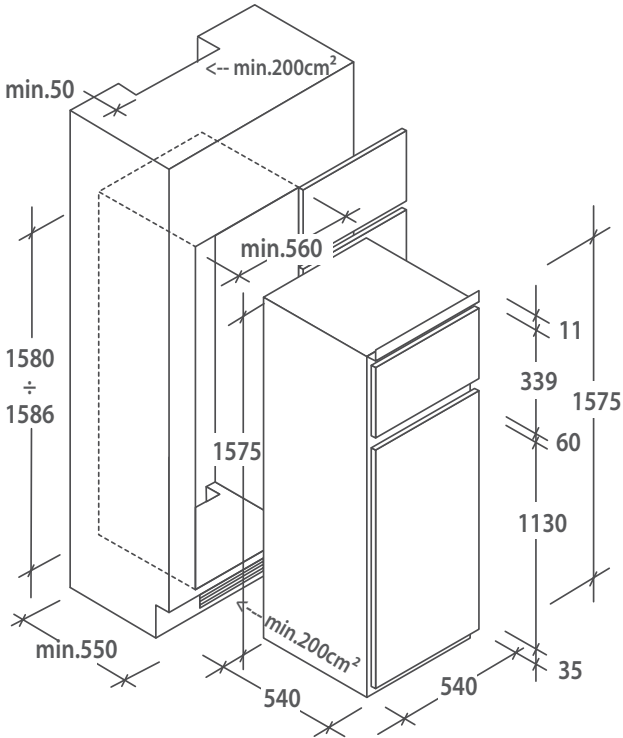


34900439 CKBBF 172 K



B/I FRIDGE FREEZER – DOUBLE DOOR – 158CM

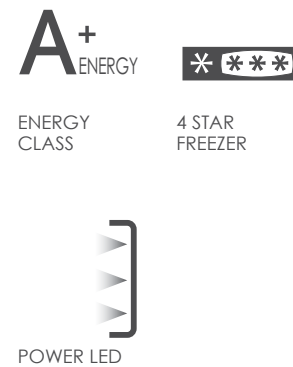
- Gross volume: 263 Litres
- Refrigerator net volume: 201 Litres
- Freezer volume: 41 Litres
- Mechanical control
- Auto Defrost on Fridge
- Manual Defrost on Freezer
- 3+1 Glass Shelf
- 3+1 Door Shelves
- 1 Crisper, 1 Egg tray
- Reversible door
- Energy Class: A+
- Noise: 40 dB(A)
- Gas type: R600a



34900569 CFBD 2650 E/1-19

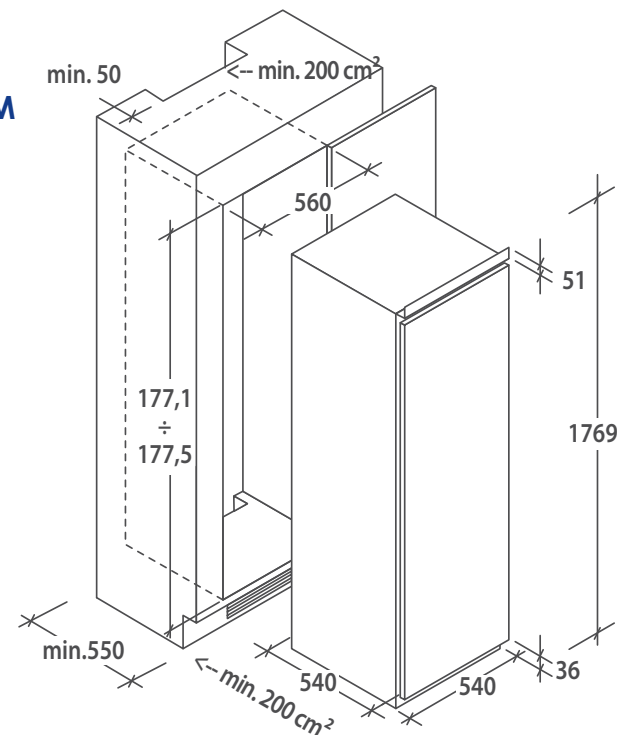
CFBO3550E/1-19

BI-1 DOOR



B/I FRIDGE FREEZER – SINGLE DOOR – 177CM

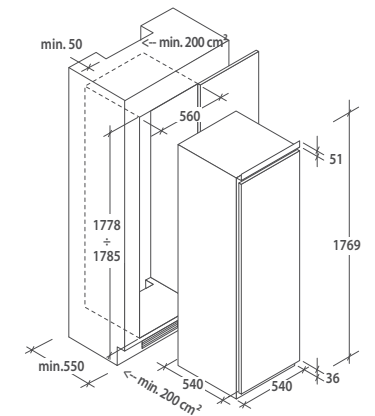
- Gross volume: 304 Litres
- Refrigerator net volume: 253 Litres
- Freezer volume: 33 Litres
- Mechanical control
- Auto Defrost on Fridge
- Manual Defrost on Freezer
- 3+1+1 Adjustable Glass Shelf
- 2+2+1 Door Shelves
- 1 Crisper
- Reversible door
- Energy Class: A+
- Noise: 40 dB(A)
- Gas type: R600a



34900568 CFBO 3580 E/1-19

CFLO 3550 E/1-19

FRIDGE-LARDER



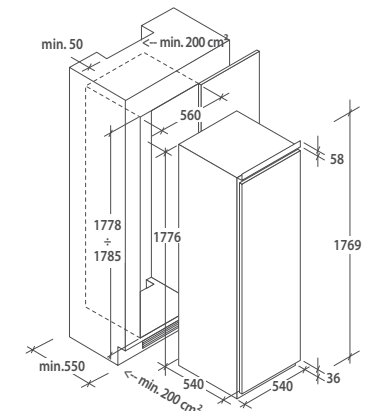
B/I FRIDGE - LARDER – 177CM

- Gross volume: 319 Litres
- Refrigerator net volume: 316 Litres
- Mechanical control
- Auto Defrost on Fridge
- 5 + 1 Glass Shelf
- 4 Door Shelves
- 2 Crisper, 2 Egg trays
- SKYLED light
- Reversible door
- Energy Class: A+
- Noise: 39 dB(A)
- Gas type: R600a
- Can be used as Side by Side with CFLO 3550 E/1 -19

34900567 CFLO 3550 E/1-19

CFFO 3550 E/1-19

FREEZER-LARDER



B/I FREEZER - LARDER – 177CM

- Gross volume: 228 Litres
- Freezer Net volume: 217 Litres
- Mechanical control
- Auto Defrost on Fridge
- Manual Defrost on Freezer
- 9 Freezer Drawers
- Reversible door
- Energy Class: A+
- Noise: 39 dB(A)
- Gas type: R600a
- Can be used as Side by Side with CFLO 3550 E/1 -19

37900042 CFFO 3550 E/1-19

CIO 225 E-19

BI-1 DOOR

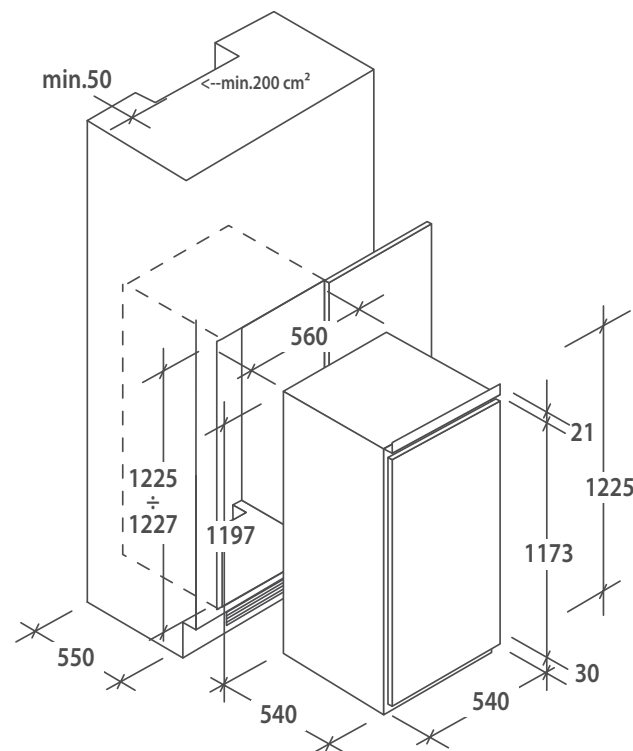


A⁺
ENERGY
CLASS

4 STAR
FREEZER

B/I FRIDGE FREEZER SINGLE DOOR – 122CM

- Gross volume: 205 Litres
- Refrigerator net volume: 182 Litres
- Freezer volume: 18 Litres
- Mechanical control
- Auto Defrost on Fridge
- Manual Defrost on Freezer
- 3 Glass Shelf
- 4 Door Shelves
- 1 Crisper, 2 Egg trays
- Reversible door
- Energy Class: A+
- Noise: 43 dB(A)
- Gas type: R600a
- Climate class: T



34900570 CIO 225 E-19

CRU 164E-19

BI-UNDER COUNTER

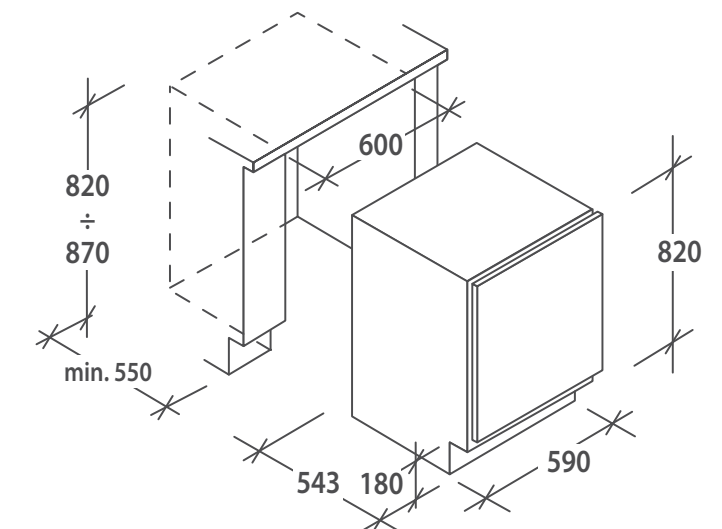


A⁺
ENERGY
CLASS

4 STAR
FREEZER

B/I FRIDGE FREEZER – UNDER COUNTER

- Gross volume: 119 Litres
- Refrigerator net volume: 100 Litres
- Freezer volume: 17 Litres
- Auto Defrost on Fridge
- Manual Defrost on Freezer
- 1 Glass Shelf
- 2 Door Shelves
- 1 Crisper
- Front self-ventilated
- Reversible door
- Energy Class: A+
- Noise: 43 dB(A)
- Gas type: R600a
- Climate class: T



33400571 CRU 164E-19

DISHWASHERS

Everyday life made faster



A CLEVER COMBINATION OF PERFORMANCE AND SPACE

Time is precious and Candy knows it well. Candy dishwashers are a great fit for every busy lifestyle.

With the new smart functions like **Zoom** and Talking Candy* you can wash and dry your dishes in just **39 minutes** and interact with your dishwasher by using your voice. This allows you to save time for the things you care the most.

*Only available on Wi-Fi models. Talking Candy is available in these following languages: IT/EN/ES/FR/DE/RU

CANDY BRAVA INTUITIVE DISHWASHING HAS A NEW MODEL

Candy presents Brava, the smartest and easiest to use dishwasher yet designed to simplify your life. You can stay connected at all times and quickly access extra content and features. You can interact with your appliance with your voice* through your smartphone. Find out all the ways that Brava can help you. ALWAYS CONNECTED VIA WI-FI



TOTAL CONTROL, EVEN BY USING YOUR VOICE, WHEREVER YOU ARE

Talking Candy* is just one of the many options made possible by simply-Fi, in order to:

- Start customised programs and handle washing cycles
- Get washing tips on how to treat odours and stains
- Get support about maintenance and functions explanations

It is the exclusive connectivity system that allows you to improve your user experience simply by using your voice via App.

UNLIMITED POSSIBILITIES

Start and stop the wash cycle, check its status and activate the function that keeps your dishes fresh for a long time after the end of the wash.

REMOTE CONTROL*

Access many additional programs and combine them with all the available options to meet any possible washing need;

ADDITIONAL PROGRAMS

Monitor energy usage and access useful tips that will help you minimize your consumption;

ENERGY REDUCTION MANAGER

Receive alerts about when to clean the filter or run the drum cleaning cycle, also based on your water hardness.

AUTO-MAINTENANCE

*Only available on Wi-Fi models. Talking Candy is available in these following languages: IT/EN/ES/FR/DE/RU

SMART SOLUTIONS

ZOOM

Two out of three most used program are rapid. Wash and dry your kitchenware perfectly in just 39 minutes with the fastest A-Class cycle on the market. This is possible thanks to the High-Pressure System, an exclusive technology that concentrates maximum washing power in the shortest period of time.

SAVE TIME

The new intuitive display makes it easier: with more than 20 different languages, the interface can communicate with you through texts in your language.

BRAVA SPEAKS YOUR LANGUAGE

Already started the cycle but forgot to put something in? No problem. The new Candy Brava is equipped with the Add-Dish function that allows you to add dishes even when the cycle has already begun up to 30 minutes after start. A LED light will signal you if you are still in time to add more dishes without compromising the effectiveness of the wash.

OPTIMIZE YOUR WASH CYCLE

You are able to check that everything is working perfectly all the time: Smart Check-Up is a system that controls the health status of your appliance and gives you practical advice so you can solve problems by yourself. Launch an extensive and detailed check-up on the components and working status of your dishwasher. In the event of malfunction, the App will help you troubleshoot step by step.

LONGER LIFE FOR YOUR DISHWASHER



SMART CHECK-UP



GENERAL FEATURES

Smart solutions to enjoy your meals with family or friends

16 PLACE SETTINGS AND SMART BASKETS

Up 16 place settings in two or three smart baskets even in standard dimensions: **unique to Candy, creating the most spacious dishwasher available on the market**. Up to 201 items of tableware (more than 40% additional capacity when compared to a traditional dishwasher) can be loaded and washed in just one cycle.



The **ZOOM BASKET** has blue supports that are specifically designed to best position your dishes in terms of stability and distance from each other in order to fully leverage the power of Zoom Cycle. The **UPPER BASKET** increase by 10% the space for glasses, cups, long cutlery, side plates and medium-sized containers; furthermore, the height can be adjusted even when fully loaded.

New coloured interiors and new design of the handle: curved and embossed to guarantee you usability and the best comfort in loading and unloading.

EASE OF USE

RELIABILITY

The safest, accident-free washing for all your dishes.



Candy's patented triple self-cleaning stainless steel filter has an internal micro-filter providing constantly **clean water in all washing phases**.

Get maximum washing performance and longer efficiency. Moreover, the antibacterial function guarantees a higher standard hygiene, with a **reduction of almost 100% on the vital bacteria** after 24 hours from injection*.


AUTO-CLEANING ANTIBACTERIAL FILTER

*Tested by Politecnico di Milano



All Candy dishwashers have an **anti-overflow safety device**, as standard. If water exceeds normal levels due to any malfunction, it automatically blocks the water flow from entering and/or drains excess quantities of water. Candy offers three additional system to reinforce water safety: **Total Water Block, AquaStop and Aqua Protect**.

OVERFLOW PROTECTION SYSTEMS



PROGRAMS

Find out how to optimize your washing

RAPID PROGRAMS

NEW ZOOM

Two out of three most used program are rapid. **Wash and dry** your kitchenware perfectly in **just 39 minutes** with the fastest A-Class cycle on the market. This is possible thanks to the High-Pressure System, an exclusive technology that concentrates maximum washing power in the shortest period of time.



The **best combination of time and performance** for washing lightly soiled dishes in **only 24 minutes** at 50c°.

RAPID 24'



A "super" program adapted to wash in a **short time extremely dirty pans**.

STRONG & FAST



Ideal for a daily wash, excellent in its **soil removing performance**, using hot water up to 60°C.

UNIVERSAL



It guarantees **excellent wash performance on heavily soiled pans**, thanks to two final rinses at the end of the cycle.

UNIVERSAL PLUS

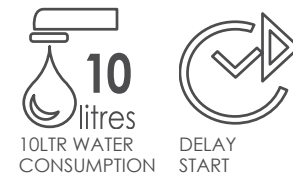


The best performing cycle in terms of energy and water consumption, conceived to **save water and money** delivering **perfect washing and drying results**.

ECO CYCLE

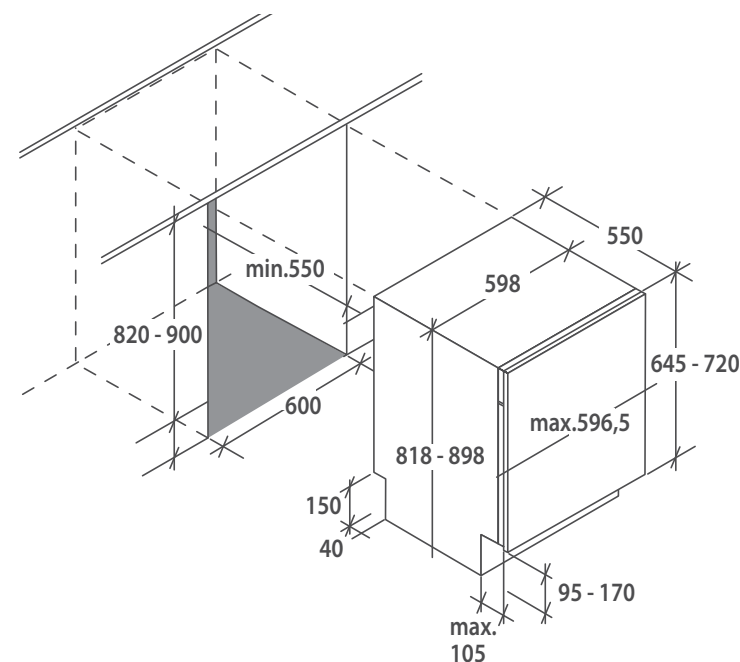
CDIN 2D620PB

DISHWASHER



FULLY INTEGRATED DISHWASHER - BRAVA

- 16 Place Settings
- WIFI, BT connectivity
- Water consumption: 10 Litres / Eco cycle
- 5D digit Touch Display
- 9 Programs
- Rapid 24 min prgm
- A class Zoom 39 min wash
- Salt indicator
- Delay Start - yes
- Energy Class A++ A A, Sound 43dB(A)
- Input power 2.15 kW
- Fully Integrated



32900789 CDIN 2D620PB

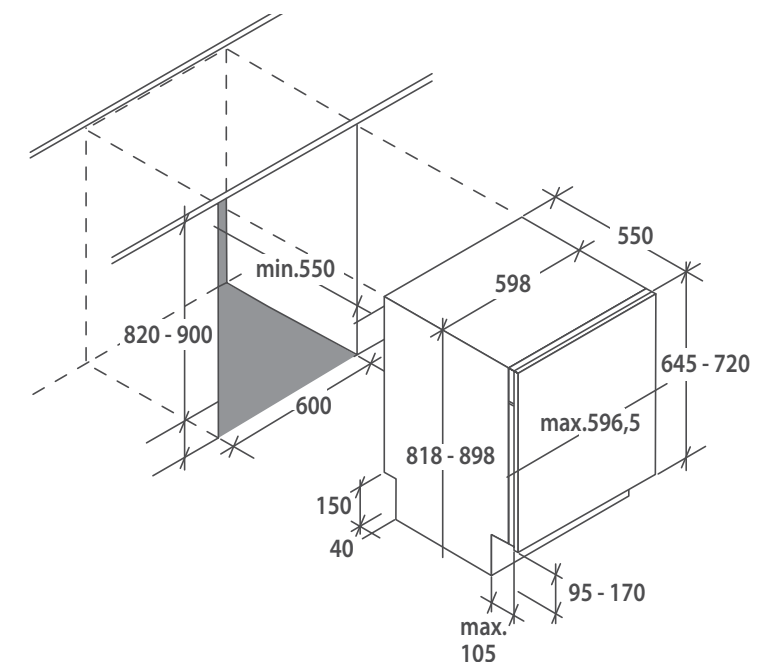
CDIN 1L380PB-19

DISHWASHER



FULLY INTEGRATED DISHWASHER - BRAVA

- 13 Place Settings
- WIFI + BT connectivity
- Water consumption: 10 Litres / Eco cycle
- LED Display
- 5 Programs
- Special Zoom 39 min wash prgm
- Salt indicator
- Delay Start - Yes
- Energy Class A+ A A, Sound 53dB(A)
- Input power 2.15 kW
- Fully Integrated



CDIN 1L380PB-19
32901393

CDSN 1L380PB-19

DISHWASHER



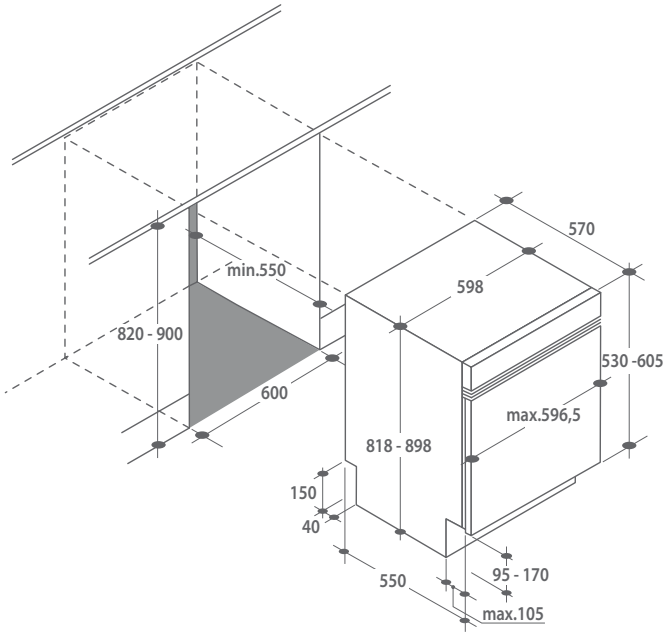
x13
13 SETTINGS
A⁺
ENERGY CLASS

10
litres
10LTR WATER CONSUMPTION
DELAY START

NIGHT PRGM
55°C AT
45DB(A)

SEMI INTEGRATED DISHWASHER - BRAVA

- 13 Place Settings
- WIFI + BT connectivity
- Water consumption: 10 Litres / Eco cycle
- LED Display
- 5 Programs
- Special Zoom 39 min wash prgm
- Salt indicator, Addish
- Delay Start - Yes
- Energy Class A+ A A, Sound 53dB(A)
- Input power 2.15 kW
- Black Front Bezel



32901389 CDSN 1L380PB-19

CDI 2L952-80

DISHWASHER 45CM

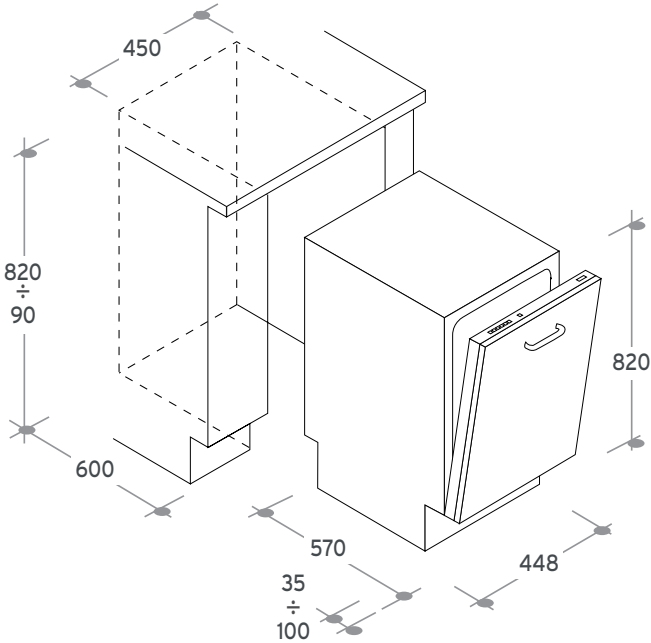


x9
9 SETTINGS
A⁺⁺
ENERGY CLASS

45
cm
WIDTH
DELAY START

FULLY INTEGRATED DISHWASHER 45CM

- 9 Place Settings
- Water consumption: 9 Litres / Eco cycle
- LED Display
- 6 Programs
- Rapid 30 min prgm
- Delay Start -3,6, 9h
- Energy Class A++ A A, Sound 52dB(A)
- Input power 2.15 kW
- Fully Integrated



32900602 CDI 2L952-80

WASHING MACHINES

Laundry rapid as never before



MORE FLEXIBILITY FOR ALL YOUR NEEDS

Larger loading capacity, new touch interfaces and bigger and higher door hole.

This is what people ask from an integrated washing machine.

Candy knows it and has developed the right models to satisfy even the most demanding needs.

ALWAYS KNOW WHEN YOUR LAUNDRY WILL BE READY, WHEREVER YOU ARE

Thanks to the simply-Fi App, you can launch and modify washing programmes wherever you are. The App keeps you constantly up to date with how much time is left on your cycle.



FEATURES

Smart solutions to free your time



With Candy washing machines and washer dryers ranges you can **wash up to 8kg of clothing, and dry up to 5 kg.**

BIG CAPACITY IN STANDARD DIMENSIONS



Do you need your wash done quickly but thoroughly? Our modern lifestyles don't leave a lot of time for housework, which is why Candy washing machines allow you to choose between no fewer than **four cycles that are less than an hour long yet 100% effective.**

QUICK CYCLES 14/30/44/59 MINUTES



We all know how important it is to **reduce energy consumption.** Candy washing machines, are classified **AAA** for **energy efficiency.**

ENERGY EFFICIENCY RATING A



Our machines **minimise the amount of electricity used, reducing waste.** The sensitive weight sensors detect the size of the load and automatically adjust the amount of water and electricity used. With our machines, a half-load can require up to 40% less water, time and electricity!

KILO DETECTOR




With a delay start **the laundry will be ready just when you want it.** It allows you to programme the start of the washing cycle with a maximum delay of **24 hours. No more worries of unpleasant odours** created by wet laundry that has been left inside the machine. No more wasting of the energy consumption, setting the laundry when the electricity is more convenient.

START DELAY



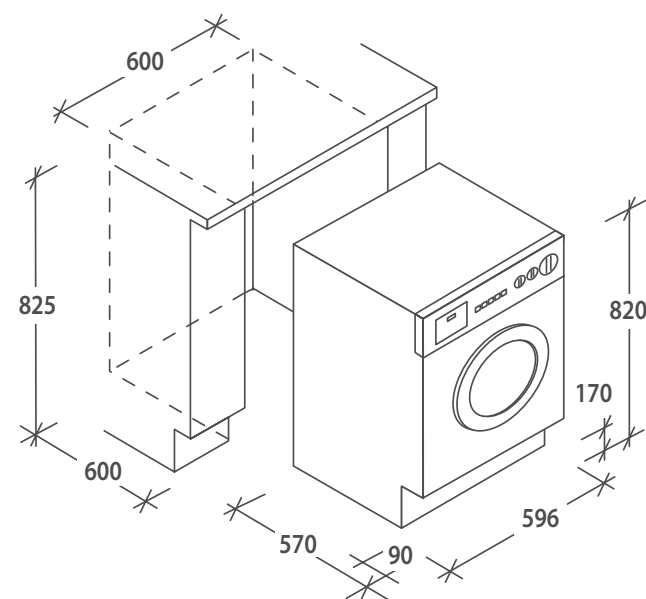
CBWDS 8514 TH5-19

B/I - WASHER DRYER



WASHER DRYER B/I SMART-FI

- 8kg washing + 5kg Drying, 1400 RPM
- 15 + 1 + Download programs
- Big Digit Display
- NFC, WIFI connectivity
- Highest and large door
- Delay Start upto 24h
- 4 Rapid programs (14-30-44-59 min)
- 59 min Rapid Wash & Dry program
- Special Programs – Baby care, Wool/Silk, Synthetics, Delicates
- Drying Options Button – Extra Dry, Iron Dry, Cupboard Dry
- Cool down phase
- Kg Detector
- Temperature select button
- Stain Level button, Spin select button
- Energy Class A A A , Inverter Motor
- Input power 1.6 kW
- White, White Door



31800320

CBWDS 8514 THS-19

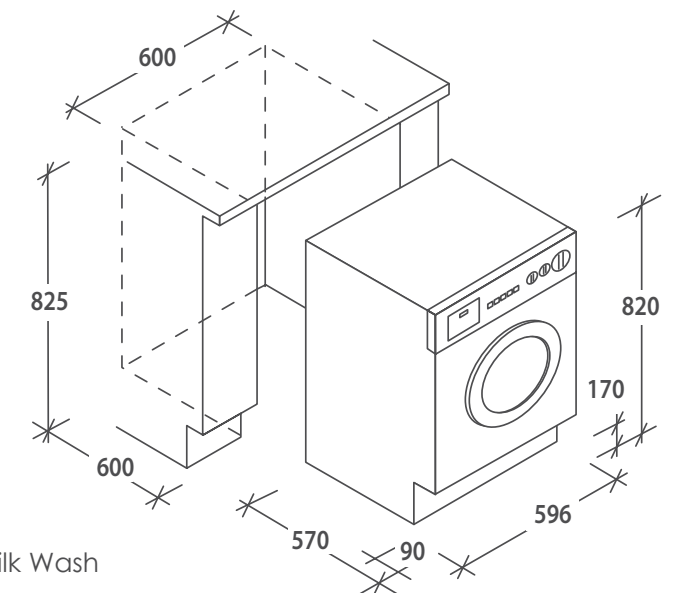
CBWD 8514D-19

B/I WASHER DRYER



WASHER DRYER B/I

- 8kg washing + 5kg Drying, 1400 RPM
- 15 programs
- Digit Display
- Highest and large door
- Delay Start upto 24h
- 4 Rapid programs (14-30-44-59 min)
- Special Programs – Baby care, Wool, Hand/Silk Wash Synthetics, Delicates
- Drying Options Button – Extra Dry, Iron Dry, Cupboard Dry
- Kg Detector
- Temperature select button
- Stain Level button, Spin select button
- Energy Class A A A
- Input power 1.6 kW
- White Door



31800325

CBWD8514D-19

TECHNICAL DATA



ELECTRIC OVENS 60CM

Type	STATIC	STATIC	FAN ASSISTED	FAN ASSISTED	FAN ASSISTED	FAN ASSISTED / STEAM
Model	FCS 100 X/E	FCS 245 X/E	FCS 605 X/E	FCT612X	FCT625XL	FSCTX615 WIFI
Product Code	33702187	33702192	33702196	33702982	33703082	33701955
EAN code	8016361932012	8016361932067	8016361932128	8016361988132	8059019006657	8016361959026
Made in	Turkey	Turkey	Turkey	Turkey	Turkey	Turkey
Size (cm)	60	60	60	60	60	60
Family	New Smart	New Smart	New Smart	New Timeless	New Timeless	New Timeless
Colour	Inox	Inox	Inox	Inox	Inox	Inox
Energy efficiency class - cavity 1	A	A	A	A+	A+	A
Energy consumption conventional (kWh) - cavity 1	0.80	0.80	0.89	0.92	0.92	0.89
Energy consumption forced air convection (kWh) - cavity 1	-	-	0.78	0.68	0.68	0.8
Cavity capacity (l) - cavity 1	70	70	65	70	70	70
Power (W)	2100	2100	2100	2100	2100	2700
Frequency (Hz)	50-60	50-60	50-60	50-60	50	50-60
User interface	No timer (2 knobs)	Timer Touch - display: Green	Timer Touch - display: Green	3 knobs - Mechanical minute minder 60	Timer Touch - display: Green	Timer Touch E0 - display: Green
Cooking method first cavity	Natural convection	Natural convection	Fan assisted	Fan Assisted	Fan assisted	Fan assisted + smart steam (NEW BUTTON)
Cooling fans	No	Yes	Yes	Yes	Yes	Yes
Cavity Type	Embossed	Flat cavity + Embossed Catalytic panels	Embossed	Flat	Flat cavity	Flat cavity
Number of interior lights	1 back	1 back	1 back	Lamp 1 back	1 back	1 back
Functions number	4	5	5	8	8	8
Functions list	Light, Natural convection, Grill (variable), Bottom,	Light, Natural convection, Grill (variable), Turn spit, Grill + Turnspit,	Light, Natural convection, Grill (variable), Fan assisted (static + fan), Fan + Grill	Lamp, Defrost, Fan Assisted (Bottom+Top+Fan), Cook light, Bottom+Fan, Static (Bottom+Top), Grill, Pizza	Light, Natural convection, Defrost, Pizza, Grill (variable), Fan assisted (static + fan), Bottom + Fan, Cooklight	Lamp, Defrost Grill + Fan + Steam Bottom + Fan Static Grill + Steam Pizza
Panel type	Inox	Inox	Inox	Inox	Inox	Inox
Knob type	Therm plan - Inox	Therm plan - Inox	Therm plan - Inox	New Timeless inox	Therm plan Push Pull - Inox	new timeless inox protruding
External glass material	Black - stopsol - No frame	Black - stopsol - No frame	Black - stopsol - No frame	Black - float - Pop evo frame (inox)	Black - float - Pop evo frame (inox)	Black - float -frame (inox)
Handle type	Plan Light Inox	Plan Light Inox	Plan Light Inox	New Timeless inox	Pop Evo Inox	New timeless inox
Softclose	No	No	No	No	No	No
Integrated Cleaning system	-	Cata	-	Aquactiva	Aquactiva	Aquactiva
Side Racks	No	No	No	Yes	Yes	Yes
Telescopic	No	No	No	No	Yes	No
Motorized Turn Spit	No	Yes	No	No	No	No
Tray	1	1	1	1	1	1
Grids	1	1	1	1	2	1
Special function (WIFI)	None	None	None	None	None	Wi-Fi + Bluetooth
Plug type	-	-	-	-	-	-
Dimensions of the product (mm)	595 x 595 x 568	595 x 595 x 568	595 x 595 x 568	595 x 595 x 568	595 x 595 x 568	595 x 595 x 568
Required niche size for installation	590 x 560 x 560	590 x 560 x 560	590 x 560 x 560	590 x 560 x 560	590 x 560 x 560	590 x 560 x 560
Net Weight (Kg)	22.9	27.3	25.8	26.1	28	28.5
Gross weight (Kg)	24.7	29.2	27.6	27.8	29.8	30.3
Loading 40C	213	213	213	213	213	30.3

OVEN-GAS

Type	Gas	Gas/Electric	Gas+Fan
Model	FPG202/1XG	FLG203/1X	OVG505/3X
Product Code	33701065	33701057	33701056
EAN code	8016361858176	8016361858039	8016361858022
Made in	Italy	Italy	Italy
Size (cm)	60	60	60
Colour	Inox	Inox	Inox
Cavity volume (ltr)	Net / Gross 55/66	Net / Gross 55/66	Net / Gross 55/66
Energy Class	A+	A+	A+
Total Power (W)	50	1200	50
(Hz)	50-60	50-60	50-60
3 Knobs Minute Minder 60'	Yes	Yes	Yes
Type (Static, Fan, Fan Assisted, Multifunction)	GAS - GRILL GAS	GAS - ELECTRIC GRILL	GAS- GRILL GAS + FAN
External Ventilation Syst	Yes	Yes	Yes
Cavity	embossed	embossed	wire grids
Internal Light	Lamp	Lamp	Lamp
N of functions	4	5	4
List of functions	Lamp - gas - grill + gas - grill gas + turnspit	Lamp - grill - grill+turnspit - Gas - Gas + turnspit	Lamp - Gas - Gas + Fan - Grill gas
Control Panel	Inox	Inox	Inox
Display	-	-	-
Knobs	Inox color	Inox color	Inox color
Inner Door	2 glasses	2 glasses	2 glasses
Outer Door	Transparent glass	Transparent glass	Transparent glass
Aesthetic	Pop	Pop	Pop
Handle Type	Inox Plan	Inox Plan	Inox Plan
Turnspit	Yes	Yes	No
Tray	1	1	1
Grids	1	1	2
jets installed	LPG	LPG	LPG
Gas preset (alternative jets)	Natural	Natural	Natural
Dimensions of the product (mm)	594x594x556	594x594x556	594x594x556
Required niche size for installation	590x560x550	590x560x550	590x560x550
Net Weight (Kg)	33.5	39.5	35
Gross weight (Kg)	36.5	43	38
Loading 40C	240	240	240

OVEN-90CM

Product Info	Type	FAN ASSISTED	Gas	FAN ASSISTED
	Model	FNP319/1X/E	FPG2019/1XG	FC9P815X
	Product Code	33703002	33701071	33702950
	EAN code	8016361989948	8016361858343	8016361986442
	Made in	Italy	Italy	Italy
	Size (cm)	90	90	90
	Colour	Inox	Inox	Inox
	Brand	Candy	Candy	CANDY
	Cavity volume (ltr)	89	93	105
	Energy Class	A	A	A
	Total Power (W)	2900	100	3500
	(Hz)	50-60	50-60	50-60
	User interface	3 Knobs End Cooking 120'	Electronic 1 Display	Timer touch + 2 normal knobs
Platform	Type (Static, Fan, Fan Assisted, Multifunction)	MULTIFUNCTION	MIXED	Multifunction
	External Ventilation Syst	Yes	Yes	Yes
	Cavity	Wire Grids	Wire Grids	flat
	Internal Light	2 Lamps	2 Lamps	2 halogen lamps
	N of functions	10	4	9
CP Type	List of functions	Bottom - Static - Fan assisted - Multifunction - Grill - Maxi Grill - Grill + Fan - Grill + Turnspit - Defrosting - Pizza	Lamp - Gas - Grill + Gas - Grill gas + Turnspit	Lamp - bottom heating element- top & lower heating elements- top & lower heating elements+fan-circular heating element + fan- fan for defrosting-bottom heating element + fan-Double top heating element with fan (large area grill) -Double top heating element (large area grill)
	Control Panel	Inox	Inox	Inox
	Display	-	Yes	Yes
Door Type	Knobs	Inox color	Inox color	Creatis inox color
	Inner Door	3 glasses	2 glasses	2 glasses
	Outer Door	Transparent glass	Transparent glass	mirror glass
Accessories	Aesthetic	Pop	Pop	Band
	Soft Close	No	No	No
	Handle Type	Inox Plan	Inox Plan	Model 116 int. 480
	Cat. Panels	No	No	No
	Lateral Wire Grids	Yes	Yes	Yes
	Turnspit	Yes	Yes	Yes
	Tray	2	1	1
	Grids	1	1	1
Other	jets installed	NA	LPG	NA
	Gas preset (alternative jets)	NA	Natural	NA
	Dimensions of the product (mm)	477 x 893 x 538	594 x 895 x 551	594 x 895 x 551
	Required niche size for installation	475 x 860 x 560	595 x 860 x 560	595 x 860 x 560
	Net Weight (Kg)	49.8	51	49.8
	Gross weight (Kg)	55	56	55
	Loading 40C	188	160	192

COMPACT AND MW

Product Info	Type	MICRO + GRILL + OVEN	MWO + GRILL	MWO + GRILL
	Model	MIC440VNTX-19	MIC25GDFX-19	MIC20GDFX-19
	Product Code	38900654	38900134	38900135
Technical Datas	EAN Code	8016361989047	8016361955820	8016361955837
	Oven Capacity (lt)	44 L	25L	20L
	Microwave Output Power (W)	900W	900W	800W
	Input Voltage/Hertz	230V 50Hz	230 V 50 Hz	230 V 50 Hz
	Input Power (microwave) - Energy rating	16A 3350W	1450W	1250W
	Grill Heater - Upper	Sheath	YES - QUARTZ	YES
	Grill upper power (W)	1750W	1000W	1000W
	Grill bottom type	Sheath		
	Grill bottom power (W)	600W		
	Microwave + Grill (W)	3350W		
	Microwave + Fan Grill (W)	3350W		
	Convection position	Rear		
	Convection Levels	1750W		
Features	Power Levels	5	8	8
	Auto menus	13	10	10
	Electronic / mechanical	Electronic	Electronic	Electronic
	Digital Clock	yes		
	Digital Timer	yes		
	Defrost	yes		
	Glass/enamelled turntable	Enamel tray	Glass	Glass
	Turntable Diameter	360	315mm	245mm
	Rotating Type	Roller	Roller	Roller
	End Cooking Signal	yes	yes	yes
Appearance	Child safety Lock	yes	yes	yes
	Interior Cavity	Stainless Steel	RAL brushed steel 5%	RAL brushed steel 5%
	Control panel	Stainless steel		
	Display	Green LED	Green LED	Green LED
	Type	Touch+Dial	Buttons & knob	Buttons & knob
	Door	Glass+stainless steel		
Weights and dimensions	Open Type	Pull Down	Push button open	Push button open
	Net Weight (kg)	36	17	15
	Gross Weight (kg)	42	22	19
	Product dimensions (HxWxD mm)	454x595x568	388x595x400	388x595x324
Loading	Required niche size for installation (HxWxD mm)	450x560x550	380x560x550	382x560x340
	20' container	96	163	239
	40' container	204	343	504
	40'HQ container	204	408	605

WARMING DRAWER

INDUCTION HOB

GAS HOBS

Product Info	Type	Warming Drawer 14 cm
	Model	CPWD140/3X
	Product Code	CPWD140/3X
Aesthetics	EAN code	8016361934078
	Colour	INOX
	Graphic on door	Candy logo
	Handle	push pull system
	Knob	full touch
	Anti-touch treatment	x
Design	Can be installed alone if required	Yes
	Can be installed with a compact 45 appliance	Yes
	Can be installed with a single oven	Yes
	Door opening mechanism	Push to Open
	Installation typology	Half-integrated
	Installation in tall housing unit	Yes
Key Features	Installation under work surface	Yes
	Operating control	Flush touch & LED display
	Safety switch-off	Sensor switches
	Heating type	Covection (Front to Back)
	Speed-Heating	13min to 80C
	Door mechanism	Soft-close
Loading Capacity	Maximum number of plates (26 cm)	12
	Maximum number of espresso cups	80
	Preheat dinnerware for people (EN 50242)	6
	Dinner plates Ø 26cm	6
	Soup plate Ø 23cm	6
	Dessert dish Ø 19cm	6
	Oval platter 32cm	1
	Medium Serving bowl Ø 16cm	1
	Small Serving bowl Ø 17cm	1
	Maximum weight capacity	25 kg
	Dough proving	yes
Cooking Options	Gentle cooking(slow-cooking)	yes
	Yogurt fermentation	yes
	Thawing of delicate foods (Defrost&Soften)	yes
	Keeping drinks and food warm	yes
	Pre-warming &Sterilizing of crockery	yes
	Cavity net volume lts	22
Features	Temperature range °C	40 - 80
	Cavity dimensions (HxWxD mm)	97.2x540x420
	Usable cavity dimensions (HxWxD mm)	88.5x526.5x420
	Product Dimensions (HxWxD mm)	141x595x536
	Required niche size for installation (HxWxD mm)	140x560x550
	Loading Quantities (40'HQ/40'/20')	648/594/297

Product Info	Model	CIS642SCTT
	Product Code	33802671
	EAN Code	8016361990098
	Made in	China
	Size	60cm
	Radius	5mm
	Glass Finishing	cut glass
	Connectivity	no
	Number of zones	4
	Position	Left Front
ZONE 1	Real Size	170
	Serigraphy Size	180
	Nominal (Booster power)	2000 (2600)
ZONE 2	Position	Left Rear
	Real Size	170
	Serigraphy Size	180
	Nominal (Booster power)	1500 (2000)
ZONE 3	Position	Right Rear
	Real Size	170
	Serigraphy Size	180
	Nominal (Booster power)	2000 (2600)
ZONE 4	Position	Right Front
	Real Size	180
	Serigraphy Size	180
	Nominal (Booster power)	1500 (2000)
Other	Total nominal power	7.4Kw
	Min Pan size detection	120mm
	N_Booster	4
	User Interface	Slider Control
	Power levels	9
	Coil shape	rounded coils
	Timer	99
	Special Function	keep warm
	Child Lock	Yes
	Over-heating Alert	yes
	Over -spillage Alert	yes
	Heating Indicator	yes
	El. Connection	220 - 240V 50 - 60Hz 380 – 415 V 2N
	Wire Length	1.0m
	Included plug (Type)	no plug
	Power Management	yes (2.5,3,4,5,6,5,7,4 Kw)
	Pause Function	Yes
	Product Dimension (mm)	590x520x59
	Built-in Dimension (mm)	560x490x55
	Net weight (kg)	8.6
	Gross weight (kg)	9.8
	Loading	1583

Type	LATERAL	Frontal	BIG REAR	Frontal
Model	CHW6LBX LPG	CHG6BRX LPG	33802104	PG952/1SXGH LPG
Product Code	33802647	33802646	CHG6BR4WX LPG	33801882
EAN code	8016361987432	8016361987425	8016361980341	8016361957633
Made in	Turkey	Turkey	Turkey	Italy
Size (cm)	60	60	60	90
Color of Plate	Inox	Inox	Inox	Inox
Color of Knobs	Black	Inox	Inox	Inox
Type of Grids	Enamelled	Cast Iron	Cast Iron	Cast Iron
Number of grids	2	2	2	3
Total Power (kW)	7.2	7.2	9.45	11,50 Kw
Gas Type	LPG (G30)	LPG (G30)	LPG (G30)	LPG (G30)
Conversion Kit	Natural Gas (G20)	Natural Gas (G20)	Natural Gas (G20)	Natural Gas (G20)
Voltage	220-240	220-240	220-240	220-240
Number of Burners	4	4	4	5
Location of 1st Burner	Front Left	Front Left	Front Left	Front Left
Type	RAPID	AX	AX	SR
Power (kW)	2.7	1 Kw	1 Kw	1,75 Kw
Location of 2nd Burner	Front Right	Front Right	Front Right	Front Right
Type	AUX	SEMIRAPID	SEMIRAPID	AUX
Power (kW)	1	1.75	1.75	1 Kw
Location of 3rd Burner	Back Right	Back Right	Back Right	Back Right
Type	SEMI-RAPID	SEMIRAPID	RAPID	R
Power (kW)	1.75	1.75	2.7	3 Kw
Location of 4th Burner	Back Left	Back Left	Back Left	Back Left
Type	SEMI.RAPID	RAPID	DC Mono	SR
Power (kW)	1.75	2.7	4,0 Kw	1,75 Kw
Location of 5th Burner	-	-		Center
Type	-	-		3 Q
Power (kW)	-	-	-	4 Kw
Length power cable	1034mm	1034mm	1034mm	1034mm
Product Dimension (mm)	510x595x8	510x595x8	510 x 595 x8	909x510x50
Built-in Dimension (mm)	480 x 560 x 40	480 x 560 x 35	480 x 560 x 35	480x840
Net weight (kg)	6.7	11	11	12
Gross weight (kg)	7.1	12	12	12.5
Loading	1120	1120	1120	676

Product Info	Type	nr.2 gas burners	nr.2 electric plates	Vitroc ceramic w/knobs	BBQ
	Model	CDG32/1SPX LPG	CDE32/1X	CDH32/1X	CDB30/1X
	Product Code	33801880	33801125	33801127	33801130
	EAN code	8016361957596	8016361856738	8016361856769	8016361856790
	Made in	Italy	Italy	Italy	Italy
	Electrical connection rating (kW)		3.0 kW	2,9 kW	2.4kW
	Power supply voltage (V)	230	230	230	230
	Frequency (Hz)	50	50	50	50
	Electrical cable	Length 1mt	Length 1mt	Length 1mt	Length 1mt
	Plug type	not provided	not provided	not provided	not provided
	Location of control panel	Front	Front	Front	Front
	Type of control setting device	Knobs	Knobs	Knobs	Knob
	Type of knobs	N	N	N	N
	Knobs colour	Inox	Inox	Inox	Inox
	Isolation bottom case	/	NO	/	/
	Isolation rockwool	/	Yes, provided	/	/
	lid	not provided	not provided	not provided	not provided
Finish	Frame	/	/	yes	/
	Frame color	/	/	inox	/
	Hob color	Inox	Inox	Glass, black	Inox
	Glass bevelling	/	/	/	/
	Type of logo	Printed	Printed	Printed	Printed
	Logo position	lower center	lower center	lower center	lower left
Functions	Flame failure safety device	Yes, provided	/	/	/
	Burners ignition	Under-knob	/	/	/
	Pan stands type	Enamelled	/	/	Enamelled
	Residual heat light	/	Yes, provided	Yes, provided	Yes, provided
	Cooking timer	/	Not provided	Not provided	Not provided
	Key lock	/	/	NO	Not provided
	Pan presence	/	NO	NO	NO
Cooking data	No. of cooking zones	2	2	2	1
	1st cooking zone location	front	front	front	central
	1st cooking zone specification	Auxiliary burner	Rapid electric plate	Mono circuit vitroc. plate	Barbecue
	1st cooking zone dimensions	Ø55 mm	Ø145 mm	Ø145 mm	220x320 mm
	1st cooking zone power	1.0kW	1.5kW	1.2 kW	2.4kW
	1st cooking zone Booster option	/	/	/	/
	1st cooking zone Booster power	/	/	/	/
	2nd cooking zone location	rear	rear	rear	/
	2nd cooking zone specification	Rapid burner	Normal electric plate	Mono circuit vitroc. plate	/
	2nd cooking zone dimensions	Ø100 mm	Ø180 mm	Ø180 mm	/
	2nd cooking zone power	3.0kW	1.5kW	1.7 kW	/
	Total power of cooking zones	4.0kW	3.0 kW	2,9 kW	2.4kW
Other	Niche size for installation HxWxD	270 x 494 x 45	270 x 494 x 45	270 x 494 x 45	270 x 494 x 50
	Net height-width-depth (mm)	290 x 510 x 40	288 x 510 x 45	288 x 510 x 45	288 x 510 x 50
	Net weight (kg)	6	5	5	6
	Gross weight (kg)	7	6	6	7

Product Info	Type	Fryer	Grill	Vitroc ceramic touch	Induction
	Model	CDF30/1X	CDVG30/1X	CDH 30	CDI 30
	Product Code	33801131	33801132	33801450	33801449
	EAN code	8016361856806	8016361856813	8016361898424	8016361898417
	Made in	Italy	Italy	China	China
	Electrical connection rating (kW)	2.3 kW	1.5kW	2,9 kW	3.5 kW
	Power supply voltage (V)	230	220/240	230	230
	Frequency (Hz)	50	50	50/60	50
	Electrical cable	Length 1mt	Length 1mt	Length 1,5mt	Length 1mt
	Plug type	not provided	not provided	not provided	not provided
	Location of control panel	Front	Front	Front	Front
	Type of control setting device	Knob	Knob		
	Type of knobs	N	N		
	Knobs colour	Inox	Inox	/	/
	Isolation bottom case	/	/	/	/
	Isolation rock whool	/	/	/	/
	lid	not provided	not provided	not provided	not provided
Finish	Frame	/	/	not provided	not provided
	Frame color	/	/	/	/
	Hob color	Inox	Glass/Inox	Glass, black	Glass, black
	Glass bevelling	/	/	NO	NO
	Type of logo	Printed	Printed	Printed	Printed
	Logo position	basso a sx	basso a sx	basso a sx	basso al centro
Functions	Flame failure safety device	/	/	/	/
	Burners ignition	/	/	/	/
	Pan stands type	/	/	/	/
	Residual heat light	Yes, provided	Yes, provided	Yes, provided	Yes, provided
	Cooking timer	Not provided	Not provided	Yes, provided	Yes, provided
	Key lock	Not provided	Not provided	Yes, provided	Yes, provided
	Pan presence	NO	NO	NO	Yes, provided
Cooking data	No. of cooking zones	1	1	2	2
	1st cooking zone location	central	central	front	front
	1st cooking zone specification	Fryer (2.0 - 2,7lt)	Vitroc ceramic grill	Mono circuit vitroc. plate	Mono circuit - Induction plate
	1st cooking zone dimensions	300x150 mm	200x350 mm	Ø165 mm	Ø140 mm
	1st cooking zone power	2.3kW	1.5kW	1.2 kW	1500 W
	1st cooking zone Booster option	/	/	/	not provided
	1st cooking zone Booster power	/	/	/	/
	2nd cooking zone location	/	/	rear	rear
	2nd cooking zone specification	/	/	Mono circuit vitroc. plate	Mono circuit - Induction plate
	2nd cooking zone dimensions	/	/	Ø200 mm	Ø180 mm
	2nd cooking zone power	/	/	1.8 kW	2000W
	Total power of cooking zones	2.3 kW	1.5kW	3kW	3.5 kW
Other	Niche size for installation HxWxD	270 x 494 x 50	270 x 494 x 50	268 x 500 x 50	268 x 500 x 50
	Net height-width-depth (mm)	288 x 510 x 45	288 x 510 X 45	288 x 510 x 39	288 x 510 x 58
	Net weight (kg)	6	6	5	5
	Gross weight (kg)	7	7	6	6

GAS ON GLASS

Model	CVG64SGNX LPG	CVG95SWG N LPG
Product Code	33801869	33801864
EAN code	8016361956728	8016361956674
Made in	Turkey	Turkey
Size (cm)	60	90
Color of Glass Plate	Black	Black
Color of Knobs	Silver	Black
Security	Yes	Yes
Type of Grids	Cast Iron	Cast Iron
Number of grids	4	5
Total Power	7	11.75
Gas Type	LPG (G30)	LPG (G30)
Conversion Kit	Natural Gas (G20)	Natural Gas (G20)
Voltage	220-240V	220-240V
Number of Burners	4	5
Location of 1st Burner	Front Left	Front Left
Type	AX	AX
Power (Kw)	1 Kw	1 Kw
Location of 2nd Burner	Front Right	Front Right
Type	SEMIRAPID	SEMIRAPID
Power (Kw)	1.75	1.75
Location of 3rd Burner	Back Right	Back Right
Type	SEMIRAPID	RAPID
Power (Kw)	1.75	2,5 Kw
Location of 4th Burner	Back Left	Back Right
Type	RAPID	RAPID
Power (Kw)	2,5 Kw	2.5 Kw
Location of 5th Burner	-	Center
Type	-	WOK - DOUBLE CROWN
Power (Kw)	-	4 Kw
Product Dimension (mm)	510 x 595 x46	510 x 860 x 45
Built-in Dimension (mm)	480 x 560 x 45	480 x 640 x45
Net weight (kg)	12,6	17
Gross weight (kg)	13,1	18,7
Loading 40C	1120	728

VITROCERAMIC + HP

Model	CH64XB	CH64BVT	CC64CH	CH95C/3
Product Code	33801795	33801792	33801788	33802102
EAN code	8016361954892	8016361954861	8016361954823	8016361979185
Made in	Turkey	Turkey	Turkey	Italy
Size (cm)	60	60	60	90
Electrical connection rating (W)	6500	6600	6500	
User Interface	Central Control	Central Control	Central Control	Touch control
Number of power levels	10	10	10	
Location of control panel	FRONTAL	FRONTAL	FRONTAL	FRONTAL
Basic surface material	Vitroc ceramic	Vitroc ceramic	Vitroc ceramic	Vitroc ceramic
Color of surface	Black	Black	Black	Black
Type of frame	Front Frame	no frame	no frame	no frame
Glass Finishing	Cut Glass	Front Bevel	Cut Glass	Cut Glass
Color of frame	Stainless Steel	no	no	no
Radius	5mm	5mm	5mm	5mm
Number of radiant s	4	4	4	5
Location of 1st heating element	FRONT LEFT	FRONT LEFT	FRONT LEFT	FRONT LEFT
Dimension of 1st heating element (mm) - Max with Booster	155mm - 1200W	155mm - 1200W	155mm - 1200W	Ø145-1200W HIGHLIGHT
Location of 2nd heating element - Max with Booster	REAR LEFT	REAR LEFT	REAR LEFT	REAR LEFT
Dimension of 2nd heating element (mm)	220mm - 2300W	190mm - 1800W	220mm - 2300W	170X265 -2200/1400W HIGHLIGHT
Location of 3rd heating element - Max with Booster	REAR RIGHT	REAR RIGHT	REAR RIGHT	REAR RIGHT
Dimension of 3rd heating element (mm)	190 - 1800W	190mm - 1800W	190 - 1800W	Ø145-1200W HIGHLIGHT
Location of 4th heating element	FRONT RIGHT	FRONT RIGHT	FRONT RIGHT	FRONT RIGHT
Dimension of 4th heating element (mm) - Max with Booster	155 - 1200W	190mm - 1800W	155 - 1200W	Ø180/120- 1700W/700W HIGHLIGHT
Location of 5th heating element	-	-	-	REAR CENTRAL
Dimension of 5th heating element (mm) - Max with Booster	-	-	-	Ø1210/120W-2100W/700W HIGHLIGHT
Special Zone	no	bridge	no	
Child Lock	yes (combi) + e -	yes (combi) + e -	yes (combi) + e -	Yes
Over-heating Alert yes/no	Yes	Yes	Yes	
Over Spillage Alert yes/no (Buzz Alert)	Yes	Yes	Yes	
Heating Indicator yes/no	Yes	Yes	Yes	yes
Wire Length	1.2 m	1.2 m	1.2 m	1 m
Included plug (Type)	no	no	no	no
Power Management	yes	yes	yes	
Electronic timer	no	yes	yes	Yes
El. Connection	220 - 240V 50 - 60Hz 380 – 415 V 2N	220 - 240V 50 - 60Hz 380 – 415 V 2N	220 - 240V 50 - 60Hz 380 – 415 V 2N	220 - 240V 50 - 60Hz
Product Dimension (mm)	590 x 526 x 60	590 x 520 x 60	590 x 520 x 60	900 x 510 x 60
Built-in Dimension (mm)	560 x 490 x 60	560 x 490 x 60	560 x 490 x 60	880 x 490 x 60
Net weight (kg)	7,9	7,6	7,4	12,2
Gross weight (kg)	8,7	8,3	8,1	14
Loading	1200	1200	1200	676

HOODS

Product info	Type	STANDARD	STANDARD	STANDARD	STANDARD	CHIMNEY	CHIMNEY	T-SHAPE
	Model	CFT610/5X	CFT910/4SXOVS	CFT63/1X	CFT92/3X	CCE16/2X	CCE19/2X	CMB655X
	Product Code	36900948	36901054	36900947	36900949	36900443	36900441	36900720
	EAN code	8016361970960	*8016361984998	8016361970953	8016361970977	8016361854840	8016361854857	8016361920729
	Country of Origin	China	China	China	China	China	China	China
	Dimensions (cm)	60	90	60	90	60	90	60
	Finish/Color	Inox	Silver	Inox	Inox	Inox	Inox	Inox
	Voltage	220-240 V	220-240 V	220-240 V	220-240 V	220-240 V	220-240 V	220-240 V
	Frequency	50 Hz	50/60 Hz	50 Hz	50 Hz	50/60Hz	50/60Hz	50/60Hz
	Motor (number x power)	1x 85W	2x100w	2 x 60W	2 x 60W	1x65W	1x65W	1x210W
	Lighting (number x power - type)	1*2,5W LED light	1x28W halogen bulb	1*2.5W LED	2*2,5W LED light	2x28W halogen	2x28W halogen	2 x 1.5W LED
	Total power	87.5W	228W	122.5W	125W	121W	121W	213W
	Controls	Slide switch	Push button	Push buttons	Push buttons	Push Button	Push Button	Electronic switch
	Speed levels	3	3	3	3	3	3	3
ENERGY DATA	EEL / Energy Efficiency Index (Class / Value)	C/81.5	E-105.2	C/83.0	C/84.0	D/97.1	D/97.1	C/84.2
	AEC / Annual Energy Consumption (kWh/a)	44.2	119.7	57	58.8	74	74	85.6
	FDE / Fluid Dynamic Efficiency (Class / Value)	E/9.5	F-5.3	E/11.6	E/11.6	E/9.5	E/9.5	D/14.4
	LE / Lighting Efficiency (Class / Value)	A/38.6	G-2.4	A/76	B/105	G/2.2	G/2.2	C/18
	GFE / Grease Filter Efficiency (Class / Value)	C/80.8	E-59.5	C/75.6	C/75.6	D/74.2	D/74.2	D/73.4
	RU - C(dB)	71	70	69	69	63	63	69
	Min air flow in normal use QMIN (m³/h)	99.6	224.5	151.9	151.9	215.9	215.9	323.8
	Max air flow in normal use QMAX (m³/h)	209.7	335.2	348.8	348.8	290.1	290.1	541.5
	Air flow at intensive/boost setting QBOOST (m³/h)	-	-	-	-			
	Measured air pressure at best efficiency point PBEP (PA)	262	179	210	210	115	115	261
ACCESSORIES	Average illumination of the lighting system on the cooking surface (lux)	108	66	72	105	116	116	54
	Filters antigrease (number x type)	1*Grease Filter	3 aluminium panels	2 Aluminium filter	3 Aluminium filter	2 x aluminium	3 x aluminium	2 x aluminium
	Carbon filters (code / description / pcs x pack)	1* CF152 filter paper	Carbon mat (CS100) x 3	2* CF110 carbon filter	2* CF110 carbon filter	FCR7 (2pcs x 1pack)	FCR7 (2pcs x 1pack)	FCR17 (2pcs x 1pack)
	Carbon filters (Included / Optional)	Included	Included	Included	Included	Included	Included	Included
	Air outlet (mm)	120	120	120	No	150	150	150
	Reduction (mm)	No	no	NO	120mm	120mm adaptor	120mm adaptor	120mm adaptor
	Wire length	1.5mt	1.5 m	1.50 mt	1,5mt	1.5mt	1.5mt	1.5mt
OTHERS	Plug type	N/A	N/A	N/A	no plug	N/A	N/A	N/A
	Product dimensions (mm)	600x465x80	900x500x80	600x500x150	900x500x150mm	600x480x573	900x480x573	600x500x548
	Packaging dimensions (mm)	645x125x520	930x120x540	645x195x550	945x195x550mm	650x245x540	950x245x540	660x385x560
	Net weight (kg)	4.87kgs	7.1	7.35kgs	9kgs	6.3	8.3	11.7
	Gross weight (kg)	6.17kgs	7.86	8.45kgs	10.5kgs	7.8	9.8	14.5
	Loading 40"HC	1620	1100	978	640	800	660	499

HOODS

Product info	Type	T-SHAPE	DECOR	DECOR	T-SHAPE ISOLA	DECOR ISOLA	DECOR GLASS	DECOR GLASS
	Model	CMB955X	CVM670LX	CVM970LX	CMBI970LX	CVMI970LX	CVMA60N	CVMA90N
	Product Code	36900721	36900354	36900355	36900436	36900382	36900730	36900729
	EAN code	8016361920736	8016361854826	8016361854833	8016361868441	8016361856967	8016361920828	8016361920828
	Country of Origin	China	China	China	China	China	China	China
	Dimensions (cm)	90	60	90	90	90	60	90
	Finish/Color	Inox	Inox + tempered glass	Inox + tempered glass	Inox	Inox + tempered glass	Black	Black
	Voltage	220-240 V	220-240 V	220-240 V	220-240 V	220-240 V	220-240 V	220-240 V
	Frequency	50/60Hz	50/60Hz	50/60Hz	50/60Hz	50/60Hz	50/60Hz	50/60Hz
	Motor (number x power)	1x210W	1x210W	1x210W	1x210W	1x210W	1x210W	1x210W
	Lighting (number x power - type)	2 x 1.5W LED	2 x 1.5W one bulb LED lamps(LE02)	2 x 1.5W one bulb LED lamps(LE02)	4x 1.5W LED	4 x 1.5W one bulb LED lamps(LE02)	2x 1.5W LED	2x 1.5W LED
	Total power	213W	213W	213W	216W	216W	213W	213W
	Controls	Electronic switch	Electronic switch	Electronic switch	Electronic switch	Electronic switch	Touch control	Touch control
	Speed leVels	3	4	4	3	3	4	4
ENERGY DATA	EEL / Energy Efficiency Index (Class / Value)	C/84.2	D/87.3	D/87.3	D/86.2	D/88	A/54.7	A/54.7
	AEC / Annual Energy Consumption (kWh/a)	85.6	94.4	94.4	95.7	96.5	43	43
	FDE / Fluid Dynamic Efficiency (Class / Value)	D/14.4	D/13.2	D/13.2	D/14.2	D/13.2	A/29.1	A/29.1
	LE / Lighting Efficiency (Class / Value)	C/18	B/23.8	B/20.8	D/15.1	B/18.7	A/29.6	A/29.6
	GFE / Grease Filter Efficiency (Class / Value)	D/73.4	C/84.3	C/84.3	D/71.6	C/84.3	D/69	D/69
	RU - C(dB)	69	68	68	69	70	62	62
	Min air flow in normal use QMIN (m³/h)	323.8	388.5	388.5	399.6	388.5	407	407
	Max air flow in normal use QMAX (m³/h)	541.5	545	545	572.4	545	502	502
	Air flow at intensive/boost setting QBOOST (m³/h)						611	611
	Measured air pressure at best efficiency point PBEP (PA)	261	265	265	265	265	386	386
ACCESSORIES	Average illumination of the lighting system on the cooking surface EMIDDLE (lux)	54	71	62	91	112	86	86
	Filters antigrease (number x type)	3 x aluminium	1 x aluminium	1 x aluminium	3 x aluminium	1 x aluminium	1 x aluminium	1 x aluminium
	Carbon filters (code / description / pcs x pack)	FCR17 (2pcs x 1pack)	FCR17 (2pcs x 1pack)	FCR17 (2pcs x 1pack)	FCR17 (2pcs x 1pack)	FCR17 (2pcs x 1pack)	FCR17 (2pcs x 1pack)	FCR17 (2pcs x 1pack)
	Carbon filters (Included / Optional)	Included	Included	Included	Included	Included	Included	Included
	Air outlet (mm)	150	150	150	150	150	150	150
	Reduction (mm)	120mm adaptor	120mm adaptor	120mm adaptor	120mm adaptor	120mm adaptor	120mm adaptor	120mm adaptor
	Wire length	1.5mt	1.5mt	1.5mt	1.5mt	1.5mt	1.5mt	1.5mt
OTHERS	Plug type	N/A	N/A	N/A	N/A	N/A	N/A	N/A
	Product dimensions (mm)	900x500x548	595x500x550	895x500x550	900x600x650	1200x600x636	600x418x900	900x418x900
	Packaging dimensions (mm)	960x385x560	655x375x560	955x405x555	995x470x670	995x470x675	635x545x510	945x545x510
	Net weight (kg)	12.4	13.2	15.6	21.8	25	18.8	18.8
	Gross weight (kg)	15.4	15.2	18.2	25.4	28	20.6	20.6
	Loading 40"HC	340	503	322	179	184	380	248

HOODS TELESCOPIC

Product info	Type	Telescopic	Telescopic	Telescopic	Telescopic
	Model	CBT625/3XX	CBT9240/4XX	RBT625/3X	RBT9240/4X
	Product Code	36901611	36901612	36901613	36901614
	EAN code	8059019014869	8059019014876	8059019014883	8059019014890
	Made in	China	China	China	China
	Dimensions ()	60cm	90cm	60cm	90cm
	Finish/Color	White Painted+ S.S. Fascia 80mm height • Side cap in inox	White Painted+ S.S. Fascia 80mm height • Side cap in inox	White Painted+ S.S. Fascia 80mm height • Side cap in inox	White Painted+ S.S. Fascia 80mm height • Side cap in inox
	Voltage	220-240V	220-240V	220-240V	220-240V
	Frequency	50/60Hz	50/60Hz	50/60Hz	50/60Hz
	Motor (number x power)	2*100w	2*100w	2*100w	2*100w
	Lighting (number x power - type)	2*28W Eco Halogen;	2*28W Eco Halogen;	2*28W Eco Halogen;	2*28W Eco Halogen;
	Total power	256W	256W	256W	256W
	Controls	Rocker Switch	Rocker Switch	Rocker Switch	Rocker Switch
	Speed leVels	2 speeds	2 speeds	2 speeds	2 speeds
ENERGY DATA	EEl / Energy Efficiency Index (Class / Value)	E /108.8	E /108.8	E /108.8	E /108.8
	AEC / Annual Energy Consumption (kWh/a)	144.8	144.8	144.8	144.8
	FDE / Fluid Dynamic Efficiency (Class / Value)	F /4.2	F /4.2	F /4.2	F /4.2
	LE / Lighting Efficiency (Class / Value)	G /1.9	G /1.9	G /1.9	G /1.9
	GFE / Grease Filter Efficiency (Class / Value)	E/59.5	E/59.5	E/59.5	E/59.5
	RU - C(dB)	67	67	67	67
	Min air flow in normal use QMIN (m³/h)	152	152	152	152
	Max air flow in normal use QMAX (m³/h)	440	440	440	440
	Measured air flow rate at best efficiency point QBEP (m³/h)	145.4	145.4	145.4	145.4
	Measured air pressure at best efficiency point PBEP (PA)	165	165	165	165
	A-weighted Sound Power Emission EN60704 at minimum speed DBMIN (dBa)	61	61	61	61
	A-weighted Sound Power Emission EN60704 at maximum speed DBMAX (dBa)	67	67	67	67
	Measured electric power input at best efficiency point WBEP (W)	158.1	158.1	158.1	158.1
	Nominal power of the lighting system WL (W)	2X28W	2X28W	2X28W	2X28W
	Average illumination of the lighting system on the cooking surface EMIDDLE (lux)	106	106	106	106
	Time increase factor f	1.8	1.8	1.8	1.8
	Air flow EN61591 1st speed (ducted - recirculating) m³/h	152-102	152-102	152-102	152-102
	Air flow EN61591 2nd speed (ducted - recirculating) m³/h	440-400	440-400	440-400	440-400
	Noise level sound pressure EN60704 1st speed (ducted - recirculating) dBa	61-49	61-49	61-49	61-49
	Noise level sound pressure EN60704 2nd speed (ducted - recirculating) dBa	67-55	67-55	67-55	67-55
	Noise level sound power EN60704 1st speed (ducted - recirculating) dBa	61-59	61-59	61-59	61-59
	Noise level sound power EN60704 2nd speed (ducted - recirculating) dBa	67-65	67-65	67-65	67-65
ACCESSORIES	Filters antigrease (number x type)	2 x Aluminum filters	2 x Aluminum filters	2 x Aluminum filters	2 x Aluminum filters
	Carbon filters (code / description / pcs x pack)	2 x Charcoal filters	2 x Charcoal filters	2 x Charcoal filters	2 x Charcoal filters
	Carbon filters (Included / Optional)	Included	Included	Included	Included
	Wire length	1.5 mtr cable	1.5 mtr cable	1.5 mtr cable	1.5 mtr cable
	Plug type	na	na	na	na
OTHERS	Product dimensions	59.8*29.8*20cm	89.8*29.8*20cm	59.8*29.8*20cm	89.8*29.8*20cm
	Packaging dimensions	64.5*22.5*36cm	94.5*22.5*36cm	64.5*22.5*36cm	94.5*22.5*36cm
	Net weight	8kg	9kg	8kg	9kg
	Gross weight	9.2kg	10.5kg	9.2kg	10.5kg
	Loading 40"HC	1260	880	1260	880

BUILT IN FRIDGES

Model	CKB8F 172 K	BCBF 172 N-19	BCBF 172 DT-19
Product Code	34900439	34900578	34900579
EAN code	8016361917644	8016361960237	8016361960244
BRAND	CANDY	CANDY	CANDY
Type	B I Combi Refrigerator	B I Combi Refrigerator	B I Combi Refrigerator
Handle (External / Metal / Integrated)	Integrated	Integrated	Integrated
Energy efficiency class - EU / ESMA	A+ / 4 Star	A+ / 4 Star	A+ / 4 Star
Climate class	T	T	T
Freezer compartment star rating	4 STARS	4 STARS	4 STARS
Energy consumption kWhr / year	275.94	275.94	275.94
Energy consumption (ESMA) per 24 h	0.756	0.756	0.756
Gross capacity	250	250	250
Net capacity	240	240	240
Net capacity fridge compartment	190	190	190
Net capacity freezer compartment	50	50	50
Freezing capacity / 24 hours	3.0	3.0	3.0
Max noise level	43	43	43
Kind of coolant (R134a/R600a)	R600a	R600a	R600a
Cooling technology:	No frost	No frost	No frost
Number of compressor(s)	1	1	1
Defrosting Fridge / Freezer (M>manual A=automatic)	A/A	A/A	A/A
Control system	Electronic	Electronic	Electronic
ELECTRONIC	LED (on sky LED)	LED (on sky LED)	LED (on sky LED)
SKY FAN	Yes	Yes	Yes
Kit lysteria	Yes	Yes	Yes
Connectivity	NO	NFC Smart Touch	Dual Tech Smartfi+
Temperature range (from>to)	0~10/ -18	0~10/ -18	0~10/ -18
On/Off setting	YES	YES	YES
Super Cooling (Fridge)	-	-	YES
Super Freezing (Freezer)	-	-	YES
Holidays function (Stand-by)	-	-	YES
ECO function	-	-	YES
Lock (buttons)	-	-	YES
Alarm door (acoustic)	YES	YES	YES
Unit dimensions with-out handle (H / W / D) cm	177X54X54	177X54X54	177X54X54
Depth with open door	105.7	105.7	105.7
Net weight	62.5	62.5	62.5
Voltage / frequency	220-240V/50Hz	220-240V/50Hz	220-240V/50Hz
Input power	0.8A	0.8A	0.8A
Fridge Shelves	2+1+1 Full Transparent Glass	2+1+1 Full Transparent Glass	2+1+1 Full Transparent Glass
Bottle rack nr. / type	YES, CHROMED	YES, CHROMED	YES, CHROMED
Crisper	1 with Telescopic rails	1 with Telescopic rails	1 with Telescopic rails
*Chiller area (0 to 3 °C)	Yes with rails	Yes with Telescopic rails	Yes with Telescopic rails
Door Balconies (total)	1 upper+1 middle +1 bottom	1 upper+1 middle +1 bottom	1 upper+1 middle +1 bottom
Reversible door	YES	YES	YES
Freezer Drawer(s)	3	3	3
Ice cube tray(s)	1	1	1
Eggs tray(s)	1	1	1
Bottle separator	YES	YES	YES
Height of cutout mm	1771-1775	1771-1775	1771-1775
Width of cutout mm	560	560	560
Depth of cutout mm	560	560	560

BUILT IN FRIDGES

Model	CFLO3550E/1-19	CFFO3550E/1-19	CFBO3550E/1-19	CFBD2650E/1-19
Product Code	34900567	37900042	34900568	34900569
EAN code	8016361959187	8016361959217	8016361959194	8016361959200
Brand	Candy	Candy	Candy	Candy
Type	B/I Fridge Larder	B/I Fridge Larder	B/I Fridge 1 Door	B/I Fridge 2 Door
Handle (External / Metal / Integrated)	Integrated	Integrated	Integrated	Integrated
Total unit gross capacity (l)	319	228	304	263
Refrigerator net capacity (l)	316	-	253	201
Freezer net capacity (l)	-	217	33	41
Number of compressors	1	1	1	1
Number of independent cooling systems	1	1	1	1
Cooling technology	Traditional	Traditional	Traditional	Traditional
Defrost process fridge section	Automatic	-	Automatic	Automatic
Defrost process freezer section	-	Manual	Manual	Manual
CONTROL	MECHANICAL	Mechanical	Mechanical	Mechanical
On - green light	-	YES	-	-
Alarm- red light	-	YES	-	-
FRIDGE EQUIPMENT	-		-	-
Light	SKY LED light	-	POWER LED Light	POWER LED
Shelves in fridge	5+ 1 Glass Shelves	-	3+1+1 Glass Shelves	3
Crisper	2	-	1	1
Balconies	4+1	-	2 Top Small +2 +1	3+1
Kit Lysteria	YES	-	YES	YES
Freezer drawers	-	9	1 + 1 shelf glass	-
Energy efficiency class - EU / ESMA	A+ / 4 Star	A+ / 3 Star	A+ / tbc	A+ / 4 Star
Energy consumption kWhr / year	147.095	271.925	tbc	262.07
Energy consumption (ESMA) per 24 h	0.403	0.745	tbc	0.718
Freezing capacity (Kg)	-	10,5	2	2
Rising time-Storage period in event of power failure(h)	-	11	8	22
Noise Emission (dB)	39	39	40	40
Climatic class	T	T	N/ST - pending	T
Refrigerant gas	R600a	R600a	R600a	R600a
Star rating	4	3	4	4
Door hinge position	right	right	right	right
Reversibility door hinge	Yes	Yes	Yes	Yes
Voltage / frequency	220-240V/50Hz	220-240V/50Hz	220-240V/50Hz	220-240V/50Hz
Product Dims. (cm) HxWxD	177 x 54 x 54	177 x 54 x 54	177 x 54 x 54	157.5 x 54 x 54
Height of cutout mm	1778-1785	1778-1785	1771-1775	1580-1586
Width of cutout mm	560	560	560	560
Depth of cutout mm	550	550	550	550

BUILT IN FRIDGES

Model	CRU164E-19	CIO 225E-19
Product Code	34900571	34900570
EAN code	8016361959231	8016361959224
Brand	Candy	Candy
Type	B/I Under counter 1 door	B/I One Door 122cm
Total unit gross capacity (l)	119	205
Refrigerator net capacity (l)	100	182
Freezer net capacity (l)****	17	18
Number of compressors	1	1
Number of independent cooling systems	1	1
Cooling technology	Traditional	Traditional
Defrost process fridge section	Automatic	Automatic
Defrost process freezer section	Manual	Manual
CONTROL	Mechanical	Mechanical
Lighting	Trad. Lamp	Yes (Power LED)
Fridge Shelves	1	3
Material of the shelves	Glass	Glass
Total number of door shelves	2	4
Colour of the door shelves	White	Transparent
Number of crispers	1	1
Material of the shelves over Crispers	Glass	Glass
Freezer Compartment	Yes	Yes
Energy efficiency class - EU / ESMA	A+ / 4 Star	A+ / 4 Star
Energy consumption (Kwh/Year)	177.025	219.00
Total annual energy consumption (Kwh/year)	0.485	0.6
Freezing capacity (Kg)	2	2
Rising time-Storage period in event of power failure(h)	10	10
Climatic class	T	T
Noise	43	43
Refrigerant gas	R600a	R600a
Star rating	4	4
Technical Features		
Number of adjustable feet	4	-
Number of wheels	-	-
Door hinge position	right	right
Reversibility door hinge	Yes	Yes
Dimensions		
Height (mm) Product	820	1220
Width (mm) Product	590	540
Depth (mm) Product	543	545
Height (mm) Cutout	820-870	1225 +1227
Width (mm) Cutout	600	560
Depth (mm) Cutout	550	550

WASHER DRYERS

Model	CBWDS8514TH5-19	CBWD 8514D-19
Product Code	31800320	31800325
EAN Code	8016361958975	8016361962354
Made in	China	China
Loading Type	Front	Front
Type	Washer dryer	Washer dryer
Washing capacity (kg)	8	8
Drying capacity (kg)	5	5
Built-in / Free standing	Built-In	Built-In
Maximum spin speed (rpm) - NEW (2010/30/EC)	1400	1400
Color of the body	White	White
Door Color	White	White
Door Handle Color	White	White
Current (A)	10A - 1600W	10A - 1600W
Product Drum material	Stainless Steel	Stainless Steel
Energy consumption (wash and dry of full wash load) (kWh)	5.44	5.11
Washing performance class - NEW (2010/30/EC)	A	A
Energy efficiency class - NEW (2010/30/EC) / ESMA	A / 5 Star	A / 5 Star
Spin drying performance class	A	A
Water /Energy consumption - ESMA	15444Ltrs / 1439 kWh - per year	15444Ltrs / 1439 kWh - per year
Noise level spinning Energy label classification EN 60704	75	77
WD - Noise level washing Energy label classification EN60704-3	48	56
Plug type	UK	UK
Electronics	Electronic Touch	Electronic Touch
Motor	Inverter	AC
Start delay options	Yes as Button (Up to 24 h.)	Yes as Button (Up to 24 h.)
Voltage (V)	220-240	220-240
Programs number	14+1	15
Special features	Wool	Wool
Rapid Programs	Yes	Yes
Connectivity	Wi-Fi + NFC	None
Gross weight (kg)	68	67
Net weight (kg)	66	65
Product Height (mm)	820	820
Product Width (mm)	596	596
Product Depth (mm)	570	570
Packing Height mm	875	875
Packing Width mm	650	650
Packing Depth mm	600	600

DISHWASHER

Model	CDIN 2D620PB	CDIN 1L380PB-19	CDSN 1L380PB-19	CDI 2L952-80
Product Code	32900789	32901393	32901389	32900602
EAN Code	8016361984097	8059019005201	8059019004570	8016361928428
Made in	Turkey	Turkey	Turkey	Turkey
Adjustable upper basket	Yes	Yes	Yes	Yes
Automatic Open Door	No	No	No	No
Power Wash/Perfect Rapid Zone	No	No	No	No
Built-in / Free standing	Full-integrated	Full-integrated	Half-integrated	Full-integrated
Cleaning performance	A	A	A	A
Bezel color (only for Built-In products)	Black	Black	Black	Black
Current (A)	10	10	10	10
Cutlery basket colour	Metal Grey	Metal Grey	Metal Grey	Metal Grey
Drying performance (efficiency class)	A	A	A	A
Drying system	Condenser	Condenser	Condenser	Condenser
Interface	5Digit	LED	LED	LED
End of cycle indicator	Yes with buzzer	Yes with buzzer	Yes with buzzer	Yes with buzzer
Energy consumption (kWh) EU	0.95	1.04	1.04	0.69
Energy efficiency class - NEW (2010/30/EC) EU /ESMA	A++ / 4 Star	A+ / 2 Star	A+ / 2 Star	A++ / 4 Star
Hinges	Double movement	Double movement	Double movement	Standard
Impulse wash	Yes	No	No	No
Noise level (dB)	43	53	53	52
Number of plate settings	16	13	13	9
Number of programmes	9	5	5	6
Plug type	UK	UK	UK	UK
Rinse aid light indicator	No	No	Yes	Yes
Safety-stop of lower basket	Yes	Yes	Yes	No
Salt light indicator	Yes	Yes	Yes	Yes
Self-cleaning triple filtering system	Yes	Yes	Yes	No
Start delay	1-23 h	3-6-9 h	3-6-9 h	Continuous
Annual energy consumption - EU / ESMA	273 / 265 kWh	295 / 290 kWh	295 / 290 kWh	197 / 193 kWh
Voltage (V)	230-240	230-240	230-240	230-240
Water consumption annual (l/annum) - NEW (2010/30/EC)) / ESMA	2880 /2744	3120 /3080	3120 /3080	2520 / 2464
Water consumption (l)	10	11	12	9
Water consumption (l) Eco Mode	10	10	10	9
Connectivity	Wi-Fi + Bluetooth	Wi-Fi + Bluetooth	Wi-Fi + Bluetooth	None
Gross weight (kg)	38.5	34.7	34.5	36.58
Net weight (kg)	36.1	32.3	32	32.2
Product Height with worktop (mm)	N/A	N/A	N/A	N/A
Product Width (mm)	598	598	598	445
Product Depth (mm)	550	550	570	540
Packing Height mm	896	896	896	885
Packing Width mm	640	640	640	485
Packing Depth mm	676	676	676	620

OUR HISTORY

Always alert to changing history, Candy now celebrates **70 years of impressive success** built on our philosophy and by listening to the people we love: you.

Thanks to our Italian roots, we combine **design skills with the creativity** that has always belonged to our culture and our domestic appliances never fail to satisfy expectations.



It was 1945 when the first all-Italian washing machine was produced: a Candy.



Since then, we've become an intrinsic part of family life by simplifying the way we carry out day-to-day domestic chores. Over time, **our range has broadened to include all kitchen appliances:** ovens, hobs, cooker hoods, fridges and dishwashers. Here at Candy, we're passionate about developing **unique, innovative products** and exploring untapped areas.


A story that never stops innovating.

Candy's adventure started in 1945 and, more than 70 years later, we are still adding new chapters. **We are looking forward to the future**, and you?

CANDY: 70 YEARS OF RECORDS

1945

The 1st Italian washing machine called "**Modello 50**".



1978

- Candy is the first Italian company to produce **No-Frost** refrigerators.
- **The ZOOM** system in washing machine makes it possible to shorten wash times considerably.



1945

1970

Brava is the first super-automatic dishwasher that can manage up to 8 place settings and reduced loads.

1960

Candy **Automatic 3** is the first washing machine with modern features like automatic operation with suspensions and a glass window.



1980

- A dishwasher, cooking hob and oven in just one appliance the **TRIO** arrives on the market.
- Candy introduces the first 5-burner cooker in 60 cm.

1989

Candy **Holiday** is the first 33 cm washing machine which is suited to standard bathroom furniture. Candy also launches the first washer-dryer with a depth of just 44 cm.

2004

The **Futura** dishwashers are the first to wash 15 place settings.



1986

The Candy **Alisè** is the first washer-dryer in Europe with an internal condenser.



2006

The **GrandÓ** washing machine has the largest door in the market.



From 2000 onwards

Candy is the first to introduce 8/9/10/11 kg washing machines, dryers up to 9/10 kg and top loaders up to 8 kg.

2012

The **Maxi** ovens have the largest cavity, in standard dimensions, on the market.



2014

Evospace Maxi Plate is the first dishwasher with capacity of up to 16 plates.

2017

Watch & Touch is the game changer in your kitchen. The only connected oven with full touch total control screen door and integral HD video camera.



Candy Bianca: intuitive washing has a new model.



2018

Candy Bell'Ó Smart Cooling has a new shape.



2019

Candy Brava Fastest wash and dry cycle in the market: 39 minutes.



Candy RapidÓ Unique a set of 9 rapid programmes, the new Snap&Wash function and an innovative ergonomic design that guarantees maximum comfort, Candy RapidÓ is the easiest way to save time.



To be continued...



2015

Simply-Fi is the first range of domestic appliances connected via Wi-Fi.

2010

Easycase revolutionises the condensation collection system in dryers.

2006 2010 2012 2014



CANDY ME FZE – Middle East & Africa Regional Office
P.O. Box: 54954, Office No. 713, 4WA – Dubai Airport Free Zone, U.A.E.
Tel: +971 4 2993808, Fax: +971 4 2993809

Website: www.candy.ae